



Price List | 2011



NEUTRIK

Contents

| Type | Page | Pricing |
|--|-------------|---------|
| XLR Cable Connectors | 4–8 | 1 |
| XLR Chassis Connectors | 8–14 | 1 |
| Plugs | 15–16 | 1 |
| Jacks | 17–22 | 1 |
| Loudspeaker Connectors speakON | 23–27 | 1 |
| Phono Cable Connectors | 28 | 1 |
| Modules | 29 | 1 |
| Adapters | 30–31 | 1 |
| AES/EBU Digital Audio Impedance Transformers | 32 | 2 |
| Multimedia Cable | 32 | 2 |
| Multimedia Connectors | 32 | 1 |
| Multimedia Accessories | 33 | 1 |
| Goosenecks | 33 | 2 |
| Cable Assemblies | 34 | 2 |
| Transformers NTE | 34 | 1 |
| Transformers NTL/NTM | 34 | 2 |
| Patch Panels | 34–35 | 3 |
| Circular Connectors | 36–38 | 1 |
| powerCON System, new in 2011 TRUE1 | 39–40 | 1 |
| etherCON System | 41–43 | 1 |
| BNC Connectors | 44–47 | 1 |
| opticalCON | 48–50 | 2 |



Pricing

Pricing 1

| | |
|-------------|------------|
| 1 pc. | list price |
| 10–49 pcs | less 7% |
| 50–99 pcs | less 12% |
| 100–499 pcs | less 25% |
| 500 pcs | less 32% |

Pricing 2

| | |
|-------------|------------|
| 1 pc. | list price |
| 10–49 pcs | less 10% |
| 50–99 pcs | less 15% |
| 100–499 pcs | less 20% |
| 500 pcs | less 25% |

Pricing 3

List price for all quantities.

Allgemeines – General

Die aufgeführten Preise verstehen sich in EURO pro Stück, netto, ab Werk Dachau, inkl. handelsüblicher Verpackungen sowie Transportverpackungen.

Preisgültigkeit ab 01.04.2011

Die Preise unterliegen Änderungen ohne vorherige Ankündigung. Neutrik behält sich das Recht vor, Preisänderungen bzw. Produktänderungen im Ganzen oder teilweise ohne vorherige Ankündigung durchzuführen.

Druckfehler und Irrtümer vorbehalten.

All prices listed in EURO, net EXW Dachau, Germany, including standard commercial and transport packaging.

Prices in this price list will become effective on all supplies commencing **1st April 2011** and are valid until further notice.

Prices are subject to change without prior notice. Neutrik reserves the right to modify or change the product in whole or in part at any time without prior notice.

Misprints and errors excepted.



XLR Cable Connectors

| Type | X-series | 3-pin | 4-pin | 5-pin | 6-pin | 7-pin |
|--|--|--|---|---|--|--|
| NC*FX NC*FX-B NC*FX-BAG NC3FX-D NC3FX-B-D NC3FX-BAG-D |  Cable connector, female, rear insert. Super compact & robust insert. Super compact ground lug, excellent cable protection, no tools required. | 3,34 4,14 3,43 3,25 4,02 3,32 | 5,03 6,03 5,26 n/a n/a n/a | 7,51 8,84 7,78 n/a n/a n/a | 8,78 10,82 n/a n/a n/a n/a | 10,20 13,75 n/a n/a n/a n/a |
| NC*FX-HD NC3FX-HD-B |  Female heavy duty, metal boot with rubber jacket, water-protected, IP65 | 8,54 9,28 | 10,41 n/a | 13,22 n/a | n/a n/a | n/a n/a |
| NC3FX-SPEC. |  Female cable connector with solid "coax" shell. A small grub screw can make the connection to microphone and gooseneck quasi theft proof. Black metal housing with silver contacts. | 8,93 | n/a | n/a | n/a | n/a |
| NC3FXS NC3FXS-B |  Female with noiseless ON-OFF rotary switch (shorts pin 2 and 3). | 10,02 11,00 | n/a n/a | n/a n/a | n/a n/a | n/a n/a |
| NC*MX NC*MX-B NC*MX-BAG NC3MX-D NC3MX-B-D NC3MX-BAG-D |  Cable connector, male, rear insert, easy assembly like FX, no tools required. | 2,84 3,31 3,02 2,75 3,21 2,96 | 3,81 4,43 4,08 n/a n/a n/a | 6,24 7,24 6,44 n/a n/a n/a | 7,48 8,40 n/a n/a n/a n/a | 8,96 10,08 n/a n/a n/a n/a |
| NC*MX-HD NC3MX-HD-B |  Male, heavy-duty version with metal boot and stainless steel shell. | 8,54 9,28 | 10,41 n/a | 13,22 n/a | n/a n/a | n/a n/a |
| Type | XX-series | 3-pin | 4-pin | 5-pin | 6-pin | 7-pin |
| NC*FXX NC*FXX-B NC*FXX-BAG NC*FXX-D NC3FXX-B-D NC*FXX-BAG-D |  Cable connector, female, rear insert. Unique cage type female contact with 7 independent contact springs. New improved chuck type strain relief. Additional ground spring contacts. | 3,34 4,14 3,43 3,25 4,02 3,32 | 5,03 6,03 5,26 n/a n/a n/a | 7,51 8,84 7,78 n/a n/a n/a | 8,78 10,82 8,96 n/a n/a n/a | 10,20 13,75 10,47 n/a n/a n/a |
| NC3FXX-EMC NC3FXX-EMC-B |  Female EMC-XLR cable connector. | 7,95 8,92 | n/a n/a | n/a n/a | n/a n/a | n/a n/a |







XLR Cable Connectors

| Type | XX-series | 3-pin | 4-pin | 5-pin | 6-pin | 7-pin |
|--|--|--|---|---|---|--|
| NC3FXX-HE |  Cable connector, female, velour chromium housing and machined gold contacts. | 5,50 | n/a | n/a | n/a | n/a |
| NC3FXX-WOB |  Cable connector, female, rear insert, without bushing (can be ordered separately). | 2,90 | n/a | n/a | n/a | n/a |
| NC3FXX-14-D NC3FXX-14-B-D NC3FXX-14-BAG-D |  Special version for large cable diameters. Female cable connector for max. 9.6 mm cable O.D. with nickel housing and silver contacts. | 3,71 4,48 3,79 | n/a n/a n/a | n/a n/a n/a | n/a n/a n/a | n/a n/a n/a |
| NC3FXX-HD-D NC3FXX-HD-B-D |  Female heavy duty, rubber jacket, water protected, IP67. | 5,83 6,54 | n/a n/a | n/a n/a | n/a n/a | n/a n/a |
| NC*MXX NC*MXX-B NC*MXX-BAG NC*MXX-D NC3MXX-B-D NC*MXX-BAG-D |  Cable connector, male, rear insert. New improved chuck type strain relief. Improved locking area. | 2,84 3,31 3,02 2,75 3,21 2,96 | 3,81 4,43 4,08 n/a n/a n/a | 6,24 7,24 6,44 n/a n/a n/a | 7,48 8,40 7,72 n/a n/a n/a | 8,96 10,08 9,22 n/a n/a n/a |
| NC3MXX-EMC |  Male EMC-XLR cable connector. | 6,44 | n/a | n/a | n/a | n/a |
| NC3MXX-HE |  Cable connector, male, velour chromium housing and machined gold contacts. | 4,38 | n/a | n/a | n/a | n/a |
| NC3MXX-WOB |  Cable connector, male, rear insert, without bushing (can be ordered separately). | 2,36 | n/a | n/a | n/a | n/a |
| NC3MXX-14-D NC3MXX-14-B-D NC3MXX-14-BAG-D |  Special version for large cable diameters. Male cable connector for max. 9.6 mm cable O.D. with nickel housing and silver contacts. | 3,21 3,71 3,42 | n/a n/a n/a | n/a n/a n/a | n/a n/a n/a | n/a n/a n/a |
| NC3MXX-HD-D NC3MXX-HD-B-D |  Male, heavy duty, rubber jacket, water protected, IP67. | 5,83 6,55 | n/a n/a | n/a n/a | n/a n/a | n/a n/a |






XLR Cable Connectors

| Type | XX-series | 3-pin | 4-pin | 5-pin | 6-pin | 7-pin |
|----------------------------------|---|----------------------|----------------------|-----------------------|-----------------------|-----------------------|
| NC*FRX NC*FRX-B NC3FRX-BAG |  Female, extra slim right-angle version, 7 x 45° indexing. Neutrik chuck-type cable retention, 5 selectable cable outlet positions. | 6,65 8,75 7,24 | 7,98 10,14 n/a | 10,58 13,39 n/a | 12,12 15,23 n/a | 14,31 19,22 n/a |
| NC*MRX NC*MRX-B NC3MRX-BAG |  Male, extra slim right-angle version, 7 x 45° indexing. Neutrik chuck-type cable retention, 5 selectable cable outlet positions. | 5,76 7,24 6,42 | 6,36 7,89 n/a | 8,96 11,03 n/a | 10,38 12,77 n/a | 12,27 16,50 n/a |

| Type | Digital XLR Cable Connectors | Price |
|---------|---|-------|
| NC3FXCC |  3-pin female cable connector to transmit digital audio signals most efficiently and reliably, featuring a coaxial ground spring and a coaxial hex crimp ferrule at the cable entrance for proper and reliable transition of the shield to the shell. | 6,68 |
| NC3MXCC |  3-pin male cable connector to transmit digital audio signals most efficiently and reliably, featuring a coaxial ground spring and a coaxial hex crimp ferrule at the cable entrance for proper and reliable transition of the shield to the shell. | 4,17 |

| Type | XX Crimp Series | Price |
|----------------------------|---|--------------|
| NC3FXX-HA NC3FXX-HA-BAG |  3-pin female cable connector, nickel housing, silver contacts, hand crimp termination. | 3,38 3,50 |
| NC3MXX-HA NC3MXX-HA-BAG |  3-pin male cable connector, nickel housing, silver contacts, hand crimp termination. | 2,90 3,07 |
| HA-3FXX |  Female crimp contacts. Price per 100 pcs, minimum order quantity of 50 pcs | 19,07 |
| HA-3MXX |  Male crimp contacts. Price per 100 pcs, minimum order quantity of 50 pcs | 13,39 |
| DIE-R-HA-1 |  Hand crimp die for male and female contact. | 80,33 |






XLR Cable Connectors

| Type | crystalCON | Price |
|--|--|----------------|
| NC3FXX-B-CRYSTAL NC3FXX-B-CRYSTAL-D |  <p>3-pin female cable connector, black metal housing with CRYSTALLIZED™ – Swarovski Elements, gold contacts.</p> | 14,90 12,85 |
| NC3MXX-B-CRYSTAL NC3MXX-B-CRYSTAL-D |  <p>3-pin male cable connector, black metal housing with CRYSTALLIZED™ – Swarovski Elements, gold contacts.</p> | 12,54 10,17 |
| Type | convertCON | Price |
| NC3FM-C NC3FM-C-B |  <p>Unisex XLR cable connector. 3-pin male and female cable connector in one housing. Easy selectable gender – converted by sliding housing back and forth. Substitute adapters, ideal as an emergency kit.</p> | 9,42 9,85 |

XLR Cable Connectors Accessories

| Type | Accessories | Price |
|--------------|---|--------|
| BSX, 0-9 |  <p>Box of 100 pcs of coloured sleeves for X-series. Colour coding: 0-Black, 1-Brown, 2-Red, 3-Orange, 4-Yellow, 5-Green, 6-Blue, 7-Violet, 8-Grey, 9-White.</p> | 56,26 |
| BXX, 0-9 |  <p>Box of 100 pcs of coloured bushings for XX-series. Same colour coding as BSX*.</p> | 61,78 |
| BXX-CR |  <p>Box of 100 pcs of black bushing for XX-series with clear coding ring.</p> | 61,78 |
| BXX-14 |  <p>Box of 100 pcs of large bushing with chuck type strain relief for XX-series. Cable O.D. up to 8.5 mm.</p> | 47,31 |
| BTXX |  <p>Speed boot assembly tool to press the XX onto shell.</p> | 299,88 |
| DIE-BNC-PG |  <p>Crimp tool die for pin crimping (1.60 mm). Shield and jacket HEX crimp with 6.47 mm (A) 5.00 mm (B).</p> | 80,33 |
| DIE-R-BNC-PG |  <p>Crimp die to be used with HX-R-BNC crimp tool only.</p> | 80,33 |
| HTY |  <p>Hand tool for tightening the X-Boot and XY-Boot.</p> | 22,63 |
| HTXP |  <p>Hand tool for tightening the bushing of the XLR XX-series and the Plug PX-series.</p> | 27,03 |


XLR Cable Connectors Accessories

| Type | Accessories | | Price |
|----------|---|--|--------|
| HX-BNC |  | Crimp tool, frame. | 315,95 |
| HX-R-BNC |  | Crimp tool. Attention: Suitable dies are: DIE-R-BNC-*. | 64,26 |
| XCR, 0-9 |  | Box of 100 pcs of coloured marking rings for X-series. Insert does not have to be unsoldered to change the colour coding. Same colour coding as above. | 22,06 |
| XXR, 0-9 |  | Box of 100 pcs of coloured marking rings for XX-series. Insert does not have to be unsoldered to change the colour coding. Same colour coding as BSX*. | 16,55 |
| XXCR |  | Box of 100 pcs of transparent marking rings for XX-series. | 16,55 |

Legend of coding











- B: Black shell, gold contacts
- BAG: Black shell, silver (AG) contacts
- D: Disassembled, bulk packaging in handy dispenser box incl. 100 units each, available in packaging units only
- *: Multipin
- n/a: Not applicable

XLR Chassis Connectors

| Type | Description | 3-pin | 4-pin | 5-pin | 6-pin | 7-pin |
|--|--|--|--|--|--|--|
| NC*FP-1 NC*FP-B-1 NC*FP-BAG-1 |  Short female receptacle, not bendable latch, compatible with NC3FP, D3F, XLR 3-31. | 3,93 4,76 4,05 | 5,65 6,68 6,00 | 8,66 10,67 9,27 | 11,56 14,13 n/a | 14,01 16,79 n/a |
| NC*MP NC*MP-B NC*MP-BAG |  Male receptacle compatible with D3M, XLR 3-32. | 2,84 3,49 3,02 | 3,52 4,41 4,08 | 5,74 7,24 n/a | 8,19 9,25 n/a | n/a n/a n/a |
| NC*MPR-HD |  Sealed male receptacle. IP65 can be achieved in combination with the HD-series cable connectors. | 8,53 | 9,74 | 11,43 | n/a | n/a |
| NC*FD-L-1 NC*FD-L-B-1 NC*FD-L-BAG-1 NC3FDM3-L-1 NC3FDM3LBAG-1 |  Female receptacle unified -"D"-housing. Cups for wire soldering. | 3,70 4,49 3,84 3,87 4,02 | 5,35 6,36 5,79 n/a n/a | 8,22 10,11 8,47 n/a n/a | 11,03 13,42 11,26 n/a n/a | 13,27 15,96 n/a n/a n/a |
| NC*FD-LX NC*FD-LX-B NC*FD-LX-BAG NC*FD-LX-M3 NC3FD-LX-HE NC*FD-LX-0 |  Female receptacle, solder cups. Next generation of DL-series. -0: Retention spring instead of latch. | 3,49 4,29 3,67 3,67 5,76 3,38 | 5,11 6,06 5,50 5,23 n/a n/a | 7,83 9,61 8,07 7,92 n/a n/a | 10,50 12,80 n/a n/a n/a n/a | 12,62 15,20 n/a n/a n/a n/a |
| NC3FD-LX-HA NC3FD-LX-HA-BAG |  3-pin female receptacle, hand crimp termination, nickel housing, silver contacts. | 3,59 3,73 | n/a n/a | n/a n/a | n/a n/a | n/a n/a |



XLR Chassis Connectors

| Type | Description | 3-pin | 4-pin | 5-pin | 6-pin | 7-pin |
|---|--|--------------------------------------|-------------------------------------|-------------------------------------|------------------------------------|-------------------------------------|
| NC3FD-S-1-B |  3-pin female receptacle, screw terminals accommodating wire range 0.14 to 0.5mm ² (AWG 26 -20), black metal housing, gold contacts. | 6,36 | n/a | n/a | n/a | n/a |
| NC3FDX-EMC-SPEC |  3-pin female EMC-XLR cable connector for panel mount. | 13,66 | n/a | n/a | n/a | n/a |
| NC*MD-L-1 NC*MD-L-B-1 NC*MD-L-BAG-1 NC3MDM3-L-1 NC3MDM3LBAG-1 |  Male receptacle unified "D"-housing. Cups for wire soldering. | 3,40 3,87 3,67 3,49 3,81 | 4,32 5,03 4,68 n/a n/a | 6,42 7,12 6,72 n/a n/a | 8,81 9,46 9,07 n/a n/a | 11,12 13,19 n/a n/a n/a |
| NC*MD-LX NC*MD-LX-B NC*MD-LX-BAG NC*MD-LX-M3 NC3MD-LX-HE |  Male receptacle, solder cups. Next generation of DL-series. | 3,25 3,70 3,46 3,34 4,94 | 4,11 4,79 4,43 4,91 n/a | 6,12 6,80 6,39 6,24 n/a | 8,37 9,02 n/a n/a n/a | 10,58 12,54 n/a n/a n/a |
| NC3MD-LX-HA NC3MD-LX-HA-BAG |  3-pin male receptacle, hand crimp termination, nickel housing, silver contacts. | 3,30 3,53 | n/a n/a | n/a n/a | n/a n/a | n/a n/a |
| NC3MD-S-1-B |  3-pin male receptacle, screw terminals accommodating wire range 0.14 to 0.5mm ² (AWG 26 -20), black metal housing, gold contacts. | 5,41 | n/a | n/a | n/a | n/a |
| NC3FD-V NC3FD-V-B NC3FD-V-BAG NC3FDM3-V NC3FDM3-V-D |  Female receptacle. Insert from rear for direct to vertical PCB-mounting. | 4,05 5,14 4,46 4,23 n/a | n/a n/a n/a n/a n/a | n/a n/a n/a n/a n/a | n/a n/a n/a n/a n/a | n/a n/a n/a n/a n/a |
| NC3FD-H NC3FD-H-B NC3FD-H-BAG NC*FDM3-H NC*FDM3-H-D |  Female receptacle. Insert from rear for direct to horizontal PCB-mounting. | 4,05 5,14 4,46 4,29 4,25 | n/a n/a n/a 8,25 n/a | n/a n/a n/a 9,84 n/a | n/a n/a n/a n/a n/a | n/a n/a n/a n/a n/a |
| NC3MD-V NC3MD-V-B NC3MD-V-BAG NC3MDM3-V |  Male receptacle. Insert from rear for direct to vertical PCB-mounting. | 3,46 4,35 3,87 3,58 | n/a n/a n/a n/a | n/a n/a n/a n/a | n/a n/a n/a n/a | n/a n/a n/a n/a |
| NC3MD-H NC3MD-H-B NC3MD-H-BAG NC*MDM3-H |  Male receptacle. Insert from rear for direct to horizontal PCB-mounting. | 3,46 4,35 3,87 3,64 | n/a n/a n/a 6,47 | n/a n/a n/a 7,72 | n/a n/a n/a n/a | n/a n/a n/a n/a |

Legend of coding

- B: Black shell, gold contacts
- BAG: Black shell, silver (AG) contacts
- H: Horizontal version
- V: Vertical version

- M3: Mounting holes with M3-threads
- *: Multipin
- n/a: Not applicable
- D: Disassembled push latch









XLR Chassis Connectors

| Type | Combo XLR-Jack Receptacles | | Price |
|---|---|--|------------------------------|
| NCJ5FI-V NCJ6FI-V NCJ9FI-V NCJ10FI-V |  | XLR female receptacle with 1/4" jack for PCB mounting. Front panel cut out compatible with K-series, XLB- and PQG-connectors, fastening with self tapping screws. | 2,18 2,34 3,09 3,12 |
| NCJ5FI-V-O NCJ6FI-V-O NCJ9FI-V-O NCJ10FI-V-O |  | Same as above but with retention spring instead of positive latching. | 2,09 2,25 3,00 3,04 |
| NCJ5FI-H NCJ6FI-H NCJ9FI-H NCJ10FI-H |  | XLR female receptacle with 1/4" jack for PCB mounting. Front panel cut out compatible with K-series, XLB- and PQG-connectors, fastening with self tapping screws. | 2,25 2,43 3,09 3,12 |
| NCJ5FI-H-O NCJ6FI-H-O NCJ9FI-H-O NCJ10FI-H-O |  | XLR female receptacle with 1/4" jack for PCB mounting. Front panel cut out compatible with K-series, XLB- and PQG-connectors, fastening with self tapping screws. Retention spring instead of positive latching. | 2,16 2,34 3,00 3,13 |
| NCJ5FI-S NCJ6FI-S NCJ9FI-S NCJ10FI-S |  | Same as NCJ*FI-V/-H but with solder cups for wire termination. | 2,25 2,43 3,15 3,23 |
| NCJ5FI-S-O NCJ6FI-S-O NCJ9FI-S-O NCJ10FI-S-O |  | Same as NCJ*FI-V/-H but with solder cups for wire termination and with retention spring instead of positive latching. | 2,16 2,30 3,06 3,10 |
| Type | Combo A-series | | Price |
| NCJ6FA-H NCJ6FA-H-O |  | 3-pin XLR female receptacle with 1/4" stereo jack for horizontal PCB mount. Front panel cut out compatible with A-series. | 1,18 1,09 |
| NCJ6FA-V NCJ6FA-V-O |  | 3-pin XLR female receptacle with 1/4" stereo jack for vertical PCB mount. Front panel cut out compatible with A-series. | 1,06 0,97 |

Legend of coding

- 5-: Mono Jack
- 6-: Stereo Jack
- 9-: Stereo Jack normalling
- 10-: Stereo Jack normalling incl. ground normalling
- H: Horizontal version
- V: Vertical version
- S: With Solder cups
- O: No latching/Retention spring

XLR Chassis Connectors

| Type | A-series | 3-pin | 4-pin | 5-pin |
|--|--|--|--|--|
| NC*MAH NC*MAV NC3MAH-0 NC3MAV-0 NC3MAHR NC3MAHL |  Male XLR receptacle, plastic housing, steel retention lug, gold-plated contacts. | 0,84 0,80 0,82 0,82 0,90 0,90 | 2,37 2,15 n/a n/a n/a n/a | 2,43 2,43 n/a n/a n/a n/a |
| NC3MAY |  Male XLR receptacle, plastic housing, IDC-termination for AWG 24 and AWG 26 wires. | 1,08 | n/a | n/a |
| NC5MAV-SW |  Male XLR receptacle, plastic housing, steel retention lug, gold-plated contacts. The switch provides a normal open and normal closed contact with current capacity of 100 mA at 12 Vdc. | n/a | n/a | 5,78 |
| NC*FAH NC*FAV NC*FAH-0 |  Female XLR receptacle, plastic housing, gold-plated contacts. | 0,75 0,75 0,69 | 2,56 2,37 2,50 | 2,54 2,45 2,44 |
| NC3FAH1 NC3FAH1-D NC3FAV1 NC3FAV1-D NC3FAH1-0 NC3FAV1-0 NC3FAHR1 NC3FAHR1-0 NC3FAHL1 NC3FAHL1-0 |  Female XLR receptacle, plastic housing, pin 1 connected direct to chassis and shell ground. | 1,02 1,00 1,02 1,00 0,91 0,91 1,12 1,01 1,12 1,01 | n/a n/a n/a n/a n/a n/a n/a n/a n/a n/a | n/a n/a n/a n/a n/a n/a n/a n/a n/a n/a |
| NC3FAH2 NC3FAH2-D NC3FAV2 NC3FAV2-D NC3FAH2-0 NC3FAV2-0 NC3FAHR2 NC3FAHR2-0 |  Female XLR receptacle, plastic housing, latch, pin 1 separated from chassis and ground. | 1,02 1,00 1,02 1,00 0,91 0,91 1,12 1,01 | n/a n/a n/a n/a n/a n/a n/a n/a | n/a n/a n/a n/a n/a n/a n/a n/a |
| NC5FAV-SW |  Female XLR receptacle, plastic housing, gold-plated contacts. The switch provides a normal open and normal closed contact with current capacity of 100 mA at 12 Vdc. | n/a | n/a | 5,77 |
| NC3FAY NC3FAY-0 |  Female XLR receptacle, plastic housing, chassis and shell ground, latch-type, IDC-version for AWG 24 wires. | 1,15 1,01 | n/a n/a | n/a n/a |
| NC3MAMH-PH NC3MAFH-PH |  "Phoenix" XLR male chassis connector "Phoenix" XLR female chassis connector | 3,18 3,18 | n/a n/a | n/a n/a |

XLR Chassis Connectors

| Type | AA-series | | 3-pin | 4-pin | 5-pin |
|--|---|---|--|--|--|
| NC3FAAV NC3FAAH-0 NC3FAAV-0 |  | 3-pin female chassis connector, plastic housing. Most cost effective chassis mount series. Fully compatible to the A-series. | 67,29 58,47 58,47 | n/a n/a n/a | n/a n/a n/a |
| NC3FAAH1 NC3FAAH1-0 NC3FAAV1 NC3FAAV1-0 |  | 3-pin female chassis connector, plastic housing, pin 1 connected direct to chassis and shell ground. | 72,81 67,29 72,81 67,29 | n/a n/a n/a n/a | n/a n/a n/a n/a |
| NC3FAAH2 NC3FAAH2-0 NC3FAAV2 NC3FAAV2-0 |  | 3-pin female chassis connector, plastic housing, pin 1 separated from chassis and ground. | 72,81 67,29 72,81 67,29 | n/a n/a n/a n/a | n/a n/a n/a n/a |
| NC3MAAH NC3MAAH-0 NC3MAAH-1 |  | 3-pin male chassis connector, plastic housing. | 68,39 68,39 68,39 | n/a n/a n/a | n/a n/a n/a |
| NC3MAAV NC3MAAV-0 NC3MAAV-1 |  | 3-pin male chassis connector, plastic housing. | 65,04 65,04 65,04 | n/a n/a n/a | n/a n/a n/a |
| Type | B-series | | 3-pin | 4-pin | 5-pin |
| NC*MBH NC*MBV NC*MBH-B NC*MBV-B NC3MBHR NC3MBHL NC3MBHR-B NC3MBHL-B |  | Male XLR receptacle, metal housing, steel retention lug, gold-plated contacts. | 1,83 1,80 2,01 1,98 1,92 1,92 2,10 2,10 | 3,30 3,01 n/a n/a n/a n/a n/a n/a | 3,35 3,35 3,56 3,56 n/a n/a n/a n/a |
| NC5MBV-SW |  | Male XLR receptacle, metal housing, steel retention lug, gold-plated contacts. The switch provides a normal open and normal closed contact with current capacity of 100 mA at 12 Vdc. | n/a | n/a | 6,73 |
| NC3MBY NC3MBY-B |  | Male XLR receptacle, metal housing, steel retention lug, IDC-version for AWG 26-24 wires. | 2,04 2,22 | n/a n/a | n/a n/a |
| NC*FBH NC*FBV NC5FBH-B NC5FBV-B |  | Female XLR receptacle, metal housing, steel retention lug, gold-plated contacts. | n/a n/a n/a n/a | 3,32 3,20 n/a n/a | 3,26 3,26 3,44 3,44 |
| NC5FBV-SW |  | Female XLR receptacle, metal housing, steel retention lug, gold-plated contacts. The switch provides a normal open and normal closed contact with current capacity of 100 mA at 12 Vdc. | n/a | n/a | 6,63 |

XLR Chassis Connectors















| Type | B-series | | 3-pin | 4-pin | 5-pin |
|------------|---|---|-------|-------|-------|
| NC3FBH1 |  | Female XLR receptacle, metal housing, with shell grounding springs, pin 1 connected direct to chassis and shell ground. | 2,01 | n/a | n/a |
| NC3FBV1 | | | 2,01 | n/a | n/a |
| NC3FBH1-B | | | 2,19 | n/a | n/a |
| NC3FBV1-B | | | 2,19 | n/a | n/a |
| NC3FBHR1 | | | 2,10 | n/a | n/a |
| NC3FBHR1-B | | | 2,28 | n/a | n/a |
| NC3FBHL1 | | | 2,10 | n/a | n/a |
| NC3FBH2 |  | Female XLR receptacle, metal housing, latch, with shell grounding springs, pin 1 separated from chassis and ground. | 2,01 | n/a | n/a |
| NC3FBV2 | | | 2,01 | n/a | n/a |
| NC3FBH2-B | | | 2,19 | n/a | n/a |
| NC3FBV2-B | | | 2,19 | n/a | n/a |
| NC3FBHR2 | | | 2,10 | n/a | n/a |
| NC3FBHR2-B | | | 2,28 | n/a | n/a |
| NC3FBY |  | Female XLR receptacle, metal housing, chassis and shell ground, IDC-version for AWG 26-24 wires. | 2,22 | n/a | n/a |
| NC3FBY-B | | | 2,40 | n/a | n/a |
| Type | BA-series | | 3-pin | 4-pin | 5-pin |
| NC3FBAH1 |  | More economical female version of B-series with modified metal flange, similar to 4-/5-pin. Fastening with A-screw. | 1,86 | n/a | n/a |
| NC3FBAH1-0 | | | 1,74 | n/a | n/a |
| NC3FBAH2 | | | 1,86 | n/a | n/a |
| NC3FBAH2-0 | | | 1,74 | n/a | n/a |
| NC3FBAV1 | | | 1,86 | n/a | n/a |
| NC3FBAV2 | | | 1,86 | n/a | n/a |
| NC3FBAV2-0 | | | 1,74 | n/a | n/a |
| NC3MBAH |  | More economical male version of B-series with modified metal flange, similar to 4-/5-pin. Fastening with A-screw. | 1,69 | n/a | n/a |
| NC3MBAH-0 | | | 1,69 | n/a | n/a |
| NC3MBAH-1 | | | 1,69 | n/a | n/a |
| NC3MBAV | | | 1,66 | n/a | n/a |
| NC3MBAV-0 | | | 1,66 | n/a | n/a |
| NC3MBAV-1 | | | | | 1,66 |

XLR Chassis Connectors Accessories

| Type | Accessories | | Price |
|-------------|---|---|-------|
| ACRF, 1-9 |  | Colour coding rings for female 4- and 5-pin A-series and 3-pin BA-series. Bag of 100 pcs colour coding: 1-brown, 2-red, 3-orange, 4-yellow, 5-green, 6-blue, 7-violet, 8-grey, 9-white. | 15,44 |
| ACRM, 1-9 |  | Colour coding rings for male 4- and 5-pin A-series and 3-pin BA-series. Bag of 100 pcs. Same colour coding as above. | 15,44 |
| A-screw-1-8 |  | Plastite screw 2.9 x 8. Price per 100 pcs, min order qty 1000 pcs | 9,93 |
| B-screw-1-8 |  | Taptite screw 2.5 x 8. Price per 100 pcs, min ordering qty 1000 pcs | 9,93 |



XLR Chassis Connectors Accessories

| Type | Accessories | Price |
|-------------------|--|--------|
| CAS-DUMMY |  With the dummy plugs unused inputs can be covered to avoid miss wiring and to protect against dust and any sort of contamination | 135,45 |
| NDF |  dummyPLUG set; mixed assortment with 100 NDP, 50 NDF, 25 NDM, 25 NDL, 25 NDJ, 25 NDD, 5 NDO. | 0,45 |
| NDM | dummyPLUG XLR female | 0,45 |
| DBA-BL |  Dummy-plate to cover D-connector cut outs. | 0,65 |
| DSS* |  Lettering plate for D-connectors. Colours: black, blue, brown, green, grey, orange, red, violet, white, yellow. | 1,05 |
| HA-3FXX |  Female crimp contacts. Price per 100 pcs, min order qty 50 pcs | 19,07 |
| HA-3MXX |  Male crimp contacts. Price per 100 pcs, min order qty 50 pcs | 13,39 |
| DIE-R-HA-1 |  Hand crimp die for male and female contact. | 80,33 |
| MFD |  Fixing plate with M3 thread offering efficient and easy mounting of all D-sized chassis connectors by M3 screws. Price per 100 pcs. | 32,13 |
| HX-R-BNC |  Crimp tool. Attention: suitable dies are DIE-R-BNC-*. | 64,26 |
| SCF |  Dust protection cover for female chassis connectors. | 1,53 |
| SCM | Dust protection cover for male chassis connectors. | 1,53 |
| SCDP-* |  Sealing gasket and colour coding for D-size chassis connectors. Colour coding: 0-Black, 2-Red, 4-Yellow, 5-Green, 6-Blue, 9-White. | 1,84 |
| SCDR |  Soft plastic cover for the rear end of several D-size chassis connectors. | 1,44 |
| SCDX |  Hinged cover, seals D-size chassis connectors from water, dust and dirt in unmated condition according to IP54. It is available in different | 1,12 |
| SCDX-5 | Black (if used with opticalCON, black indicates multimode) | 1,12 |
| SCDX-6 | Green (if used with opticalCON, green indicates singlemode APC) | 1,12 |
| SCDX-9 | Blue (if used with opticalCON, blue indicates singlemode PC) White (e.g. wall-outlet) | 1,12 |
| SFAV |  Sealing frame A-series vertical. | 1,18 |

Legend of coding

- H: Horizontal PCB mount
- V: Vertical PCB mount
- B: Black chrome shell
- Y: IDC-version for AWG 24 wires
- R: R/Hand lateral mounting to PCB
- L: L/Hand lateral mounting to PCB
- 0: No latching/Retention spring
- n/a: Not applicable
- *: Multipin
- D: Disassembled push latch

Plugs

| Type | Description | 2-pin | 3-pin |
|--|---|--|--|
| NP*C NP*C-D NP*C-BAG NP*C-BAG-D |  1/4" professional phone plug, all metal, no rivets. | 2,90 2,84 2,93 2,87 | 4,08 3,96 4,11 3,99 |
| NP2RX-TIMBRE |  1/4" professional right-angle phone plug with integral sound controller | 17,17 | n/a |
| NP2XL |  large 1/4" professional phone plug for cables up to 10 mm outer diameter | 4,28 | n/a |
| NP*X NP*X-D NP*X-B NP*X-B-D NP*X-BAG NP*X-BAG-D |  1/4" professional phone plug, all metal, no rivets. The new NP*X-series meets the most recent requirements for highest packing density of 15.88 mm jack pitch. | 2,75 2,67 3,40 3,30 2,78 2,70 | 3,87 3,76 4,64 4,50 3,90 3,79 |
| NP2X-AU-SILENT NP2X-AU-SILENT-D |  1/4" professional phone plug, 2-pin, gold-plated contacts, red coating, chuck-type cable retention, silent switch. | 7,40 7,20 | n/a n/a |
| NP*X-L-D NP*X-BAG-L-D | Same as above, but with large cable outlet for O.D. of 8 mm. | n/a n/a | n/a n/a |
| NP*RX NP*RX-D NP*RX-B NP*RX-B-D NP*RX-BAG NP*RX-BAG-D |  1/4" professional right-angle phone plug, nickel contacts, nickel shell. | 3,07 2,92 3,46 3,35 3,10 2,96 | 5,29 n/a 5,97 n/a 5,32 n/a |
| NP2RX-L-D NP2RX-BAG-L-D | Same as above, but with large cable outlet for O.D. of 8 mm. | n/a n/a | n/a n/a |
| NP2X-B-CRYSTAL NP2X-B-CRYSTAL-D |  2-pin 1/4" professional phone plug, gold contacts, black metal housing with CRYSTALLIZED™ - Swarovski Elements. | 12,83 10,17 | n/a n/a |
| NP2RX-AU-SILENT NP2RX-AU-SILENT-D |  1/4" professional right-angle phone plug, 2-pin, gold-plated contacts, red coating, chuck-type cable retention, silent switch. | 8,10 7,93 | n/a n/a |
| NP2RX-SILENT-L-D NTP3RC NTP3RC-B |  3.5 mm audio plug with chuck and bushing, nickel housing and nickel contacts. -B: Black housing and gold contacts. | 7,93 n/a n/a | n/a 3,01 3,90 |
| NP3TB-B NP3TB-R |  1/4" "B-Gauge" plug (BPO 316), heavy duty all metal design with chuck-type strain relief, black and red. | n/a n/a | 4,97 4,97 |

Plugs

| Type | Description | 2-pin | 3-pin |
|--|---|--------------------------|------------------------------|
| NP3TM-B NP3TM-R |  1/4" MIL-plug (MIL-P-642/2), heavy duty all metal design with chuck type strain relief, black and red. | n/a n/a | 5,25 5,25 |
| NP3CM-B NP3CM-R |  1/4" MIL-plug (MIL-P-642/5). Metal housing and brass contacts, black and red. | n/a n/a | 6,66 6,66 |
| NP3TT-1-B NP3TT-1-R |  4.4 mm "Bantam" plug with soldering contacts, black and red. | n/a n/a | 5,32 5,32 |
| NP3TT-P-B NP3TT-P-R NP3TT-P-AU-B NP3TT-P-AU-R |  Redesign of NP3TT-1 - benefits: hex crimp with a 1/4" tool, standard RG58 crimp tool, no special tool necessary for the final assembly. | n/a n/a n/a n/a | 4,11 4,11 5,68 5,68 |
| NP3TT-2 |  Twin "Bantam" plug. | n/a | 8,46 |

Plugs Accessories

| Type | Accessories | Price |
|--------------|---|--------|
| BSP, 0-9 |  Box of 100 pcs of coloured bushes for NP-series. Colour coding: 0-black, 1-brown, 2-red, 3-orange, 4-yellow, 5-green, 6-blue, 7-violet, 8-grey, 9-white. | 56,26 |
| BSTT, 0-9 |  Box of 100 pcs of coloured sleeves for NP3TT-series. Same colour coding as above. | 22,05 |
| BSTP, 0-9 |  Box of 100 pcs of coloured sleeves for NP3TT-P. Same colour coding as above. | 22,06 |
| PCR, 0-9 |  Box of 100 pcs of coloured rings for NP*C-series 1/4" plugs. Same colour coding as above. | 22,06 |
| PXR, 1-9 |  Box of 100 pcs of coloured marking rings for NP*X-series. Same colour coding as above. | 22,06 |
| BPX, 1-9 |  Box of 100 pcs of coloured bushings for NP*X-series. Same colour coding as above. | 56,26 |
| BPX-L | Box of 100 pcs of large bushings for NP*X-series for cable O.D. of up to | 0,60 |
| DIE-R-BNC-PJ |  Crimp die to be used with HX-B-BNC crimp tool only. | 80,33 |
| HX-R-BNC |  Crimp tool. Attention: suitable dies are DIE-R-BNC-*. | 64,26 |
| HX-TT-1 |  Crimp tool + HEX-insert + assembly fixture for NP3TT-1. | 245,45 |
| HTXP |  Hand tool for tightening the bushing of the PX-series. | 27,03 |
| HTPXS |  Hand tool for tightening the PX-series. | 27,03 |

| Type | Description | Price |
|--|---|------------------------------|
| NJ3FC6 NJ3FC6-BAG |  Professional locking cable-jack for secure in-line connections. Excellent cable protection. | 6,27 6,33 |
| NJ3FP6C NJ3FP6C-B NJ3FP6C-BAG NJ3FP6P-BAG |  Locking 1/4" phone jack. Same shell as D-series, metal housing. For mono or stereo plugs. Plastic housing. | 5,08 6,12 5,50 4,05 |
| NJ2FD-V NJ3FD-V NJ5FD-V NJ6FD-V |  Non-switching Mono Jack (T/S) Non-switching Stereo Jack (T/R/S) 2 x switching (normalling) Stereo Jack (T/TN/R/RN/S) 3 x switching (normalling) Stereo Jack (T/TN/R/RN/S/SN) other cap designs on request | 0,64 0,74 0,89 1,05 |

Legend of coding


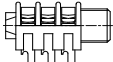



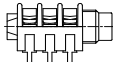
- B: Black shell
- BAG: Black shell, silver (AG) contacts
- D: Disassembled, bulk packaging
incl. 100 units each, available in packaging units only
- R: Red shell
- P: Plastic shell
- AU: gold-plated

| Type | M-series - 1/4" (6.35mm) | | Price/100 pcs | |
|---------------------------------|---|---|--|-------|
| NMJ2HC-S (M120-01) |  |  | Mono, unswitched, chrome ferrule, standard solder tags. | 83,54 |
| NMJ2HF-S (M100-01) |  |  | Mono, unswitched, full threaded nose, standard solder tags. | 49,27 |
| NMJ3HF-S (M200-01) |  |  | Mono, unswitched, full threaded nose, standard solder tags. | 58,91 |
| NMJ4HC-S (M122-01) |  |  | Mono, switched, chrome ferrule, standard solder tags. | 87,82 |
| NMJ4HCD2 (M122-02) |  |  | Mono, switched, chrome ferrule, PCB mount. | 87,82 |
| NMJ4HF-S (M102-01) |  |  | Mono, switched, full threaded nose, standard solder tags. | 63,19 |
| NMJ4HFD2 (M102-02) |  |  | Mono, switched, full threaded nose, PCB mount. | 63,19 |
| NMJ4HFD2-NW (M102-42) |  |  | Mono, switched, full threaded nose, PCB mount, without washer. | n/a |



Jacks

| Type | M-series - 1/4" (6.35mm) | | Price/100 pcs | |
|-----------------------------------|---|---|--|--------|
| NMJ4HFD3 (M102-03) |  |  | Mono, switched, full threaded nose, PCB mount, solder pins. | 57,83 |
| NMJ4HHD2 (M152-82) |  |  | Mono, switched, half threaded nose, PCB mount. | 35,34 |
| NMJ6HC-S (M223-01) |  |  | Stereo, switched, chrome ferrule, standard solder pins. | 97,46 |
| NMJ6HCD2 (M223-02) |  |  | Stereo, switched, chrome ferrule, PCB mount. | 97,46 |
| NMJ6HCD2-RM (M229-02) |  |  | Stereo, switched, chrome ferrule, PCB mount. Ring contact closed when mated. | n/a |
| NMJ6HCD2-SM (M225-02) |  |  | Stereo, switched, chrome ferrule, PCB mount. Sleeve contact closed when mated. | n/a |
| NMJ6HCD3 (M223-03) |  |  | Stereo, switched, chrome ferrule, PCB mount. | 97,46 |
| NMJ6HCD3-AU (G220003) |  |  | Stereo, switched, chrome ferrule, PCB mount, gold-plated contacts. | 157,50 |
| NMJ6HF-S (M203-01) |  |  | Stereo, switched, full threaded nose, standard solder tags. | 67,47 |
| NMJ6HFD2 (M203-02) |  |  | Stereo, switched, full threaded nose, PCB mount. | 58,91 |
| NMJ6HFD2-AU (G203-02) |  |  | Stereo, switched, full threaded nose, PCB mount, gold-plated contacts. | 122,85 |
| NMJ6HFD2-AVG (M203-TIN) |  |  | Stereo, switched, full threaded nose, PCB mount. | n/a |
| NMJ6HFD2-NW (M203-42) |  |  | Stereo, switched, full threaded nose, PCB mount, without washer. | n/a |

| Type | 1/4" Slimjacks Series PCB Mount Sockets - Switched | | Price/100 pcs |
|-------------------------------|---|---|---------------|
| NMJ6HFD3 (M203-03) |  |  | 67,47 |
| NMJ6HFD4 (M203-02R) |  |  | n/a |
| NMJ6HHD2 (M253-82) |  |  | 44,98 |

All full threaded nose and chrome nose M-series jacks are supplied with fixing nuts and washers.

NMJ* H

NEUTRIK M jack horizontal

H Half threaded nose

F Fully threaded nose






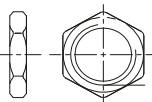





C Chromium threaded nose

-S Solder tag


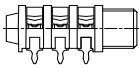

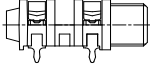

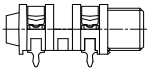









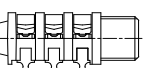












D2 PCB pins 02

D3 PCB pins 03

D4 PCB pins 04

| Type | Accessories | | Price/100 pcs |
|-------------------------------|---|---|---------------|
| NRJ-NUT-B (MN-05) |  |  | 4,41 |
| NRJ-NUT-MK (NUT-01) |  |  | 20,96 |
| NRJ-NUT-MN (NUT-06) |  |  | 8,83 |
| NRJ-NUT-MS (NUT-03) |  |  | 48,54 |
| NRJ-NUT-R (MN-01) |  |  | 8,83 |
| NRJ-WB (NW-05) |  | | 5,25 |

Jacks

| Type | 1/4" Slimjacks Series PCB Mount Sockets - Switched | | Price/100 pcs |
|-----------------------------------|---|---|---------------|
| NRJ3HF-1 (S208-84G) |  |  | 49,27 |
| NRJ4HF (S102-84) |  |  | 38,56 |
| NRJ4HF-1 (S102-84G) |  |  | 34,27 |
| NRJ4HH (S152-84) |  |  | 38,56 |
| NRJ4HH-1 (S152-84G) |  |  | 38,56 |
| NRJ4HM-1 (S112-84G) |  |  | 103,95 |
| NRJ4HM-1-AU (GS112-84G) |  |  | n/a |
| NRJ6HF (S203-84) |  |  | 49,27 |
| NRJ6HF-1 (S203-84G) |  |  | 49,27 |
| NRJ6HF-1-AU (GS203-84G) |  |  | 97,46 |
| NRJ6HF-AU (GS203-84) |  |  | 97,46 |
| NRJ6HH (S253-84) |  |  | 49,27 |
| NRJ6HH-1 (S253-84G) |  |  | 42,84 |
| NRJ6HH-AU (GS253-84) |  |  | 110,31 |



| Type | 1/4" Slimjacks Series PCB Mount Sockets - Switched | | Price/100 pcs |
|-----------------------------------|---|---|---------------|
| NRJ6HM-1 (S213-84G) |  |  | 119,95 |
| NRJ6HM-1-AU (GS213-84G) |  |  | 134,95 |
| Type | Stacking Jack 1/4" Slimjacks Series PCB Mount Sockets - Switched | | Price/100 pcs |
| NSJ-NUT-B (NUT-04) |  |  | 6,50 |
| NSJ12HC |  |  | 294,53 |
| NSJ12HL |  |  | 294,53 |
| NSJ8HC |  |  | 220,63 |
| NSJ8HL |  |  | 220,63 |
| NSJ12HF-1 |  |  | 294,53 |
| NSJ12HH-1 |  |  | 294,53 |

All Slimjacks have PCB mount pins. Mounting nuts must be ordered separately, except for stacking jack type NSJ8HL and NSJ12HL.

NRJ*H* NEUTRIK REAN Jack horizontal

- NRJ*HH** Half-threaded nose
- NRJ*HF** Fully-threaded nose
- NRJ*HL** Quick-fix nose
- NRJ*HC** Full nose

number of contacts (e.g. NRJ8... has 8 contacts)

- 2** Mono
- 4** Mono switched
- 6** Stereo switched
- 8** Mono stacking jack
- 12** Stereo stacking jack



Jacks Accessories



















| Type | Accessory | Price |
|------------------|---|--------|
| BSX-0-9 |  <p>Box of 100 pcs of coloured sleeves. Colour coding: 0-black, 1-brown, 2-red, 3-orange, 4-yellow, 5-green, 6-blue, 7-violet, 8-grey, 9-white.</p> | 56,26 |
| CAS-DUMMY |  <p>With the dummyPLUG unused inputs can be covered to avoid miss wiring and to protect against dust and any sort of contamination</p> <p>dummyPLUG set; mixed assortment with 100 NDP, 50 NDF, 25 NDM, 25 NDL, 25 NDJ, 25 NDD, 5 NDO.</p> | 135,45 |
| NDJ |  <p>dummyPLUG 1/4" jack</p> | 0,45 |
| MFD |  <p>Fixing plate with M3 thread offering efficient and ease mounting of D-sized chassis connectors by M3 screws.</p> | 32,13 |
| SCDP-* |  <p>Sealing gasket and colour coding for D-size chassis connectors. Colour coding: 0-black, 2-red, 4-yellow, 5-green, 6-blue, 9-white.</p> | 1,84 |
| SCDR |  <p>Soft plastic cover for the rear end of several D-size chassis connectors.</p> | 1,44 |
| SCDX |  <p>Hinged cover to protect from water, dust and dirt in unmated condition according to IP54. Available colours:</p> <p>Black (for multimode when used with opticalCON)</p> | 1,12 |
| SCDX-5 | <p>Green (for singlemode APC when used with opticalCON)</p> | 1,12 |
| SCDX-6 | <p>Blue (for singlemode PC when used with opticalCON)</p> | 1,12 |
| SCDX-9 | <p>White (e.g. wall-outlet)</p> | 1,12 |

speakON Loudspeaker Connectors

| Type | Description | 2-pin | 4-pin | 8-pin |
|---------------------------|--|--------------|--------------|-------|
| NL2FC NL2FC-D (100pcs) |  2-pin cable connector with latch lock. Integrated cable clamp for cable dia 6–10 mm. Intermates with 4-pin chassis con. and makes contact with +1/-1. | 2,92 2,84 | | |
| NL4FC NL4FC-D |  4-pin cable connector with latch lock. Cable sleeve for cable dia 5–15 mm. 30 A continuous per contact. | | 5,19 5,03 | |
| NL4FC-B | "High-end" with gold-plated contacts. | | 7,23 | |
| NL8FC |  8-pin cable connector with locking ring. Cable sleeve for cable dia 8–20 mm. 30 A continuous per contact. | | | 10,84 |
| NL2MP |  2-pin chassis connector. D-size flange. Does not intermate with the 4-pin cable connector. | 1,90 | | |
| NL4MP |  4-pin chassis connector. D-size flange. Air tight. | | 1,66 | |
| NL4MP-B | "High-end" with gold-plated contacts. | | 2,98 | |
| NL4MP-1 | Thread holes for A-screw, | | 1,78 | |
| NL4MP-2 | Thread holes for A-screw, top right, down left, black. | | 1,78 | |
| NL4MP-3 | Thread holes for A-screw, top left, down right, black. | | 1,78 | |
| NL4MP-ST | With screw termination. | | 3,53 | |
| NL4MP-UC NL4MP-UC-1 | For 40 A rms continuous, 50 A audio signal, duty cycle 50%. 1/4" Faston termination. | | 3,23 3,35 | |
| NL4MP-M3 |  4-pin chassis connector. D-size flange. Air tight. Thread holes for M3-screw, top left, down right, black. | | 2,44 | |
| NL4MPR |  4-pin chassis connector, round flange for speaker cabinets. Compatible with Cannon "EP-series". Air tight. | | 2,70 | |





speakON Loudspeaker Connectors

| Type | Description | 2-pin | 4-pin | 8-pin |
|-------------|--|-------|-------|-------|
| NL8MPR |  8-pin chassis connector with metal front plate. | | | 7,48 |
| NL8MPR-BAG |  With black chromium plate. | | | 7,72 |
| NL4MMX |  4-pin coupler with an additional locking mechanism on one side. Links 2 NL*FC's together for cable extension. Can be permanently attached to NL*FC. | | 4,88 | |
| NL8MM |  8-pin coupler. Links two NL*FC's together for cable extension. Can be permanently attached to NL*FC. | | | 16,47 |
| NL2MD-H |  2-pin chassis connector. Horizontal PCB mounting version of NL2MP. | 2,45 | | |
| NL2MD-V |  Vertical PCB mounting version of NL2MP. | 1,90 | | |
| NL4MD-H |  4-pin chassis connector. | | 2,40 | |
| NL4MD-H-1 |  Bolt and nut, top left, down right, black. | | 2,40 | |
| NL4MD-H-2 |  Reflected thread holes for A-screw, black. | | 2,52 | |
| NL4MD-H-3 |  Reflected thread holes for A-screw, top left, down right, black. | | 2,52 | |
| NL4MD-V |  4-pin chassis connector. Vertical PCB mounting version of NL4MP. | | 2,22 | |
| NL4MD-V-R |  Red colour. | | 2,19 | |
| NL4MD-V-1 |  Thread holes for A-screw, grey. | | 2,22 | |
| NL4MD-V-2 |  Reflected thread holes for A-screw, black. | | 2,22 | |
| NL4MD-V-S |  "D"-size flange. Switch-able version of NL4MD-V with 8 PCB contacts (4 switch contacts). Switch is closed unless mating of speakON cable connector. Not air tight. | | 3,22 | |
| NL8MD-V |  8-pin chassis connector, nickel metal square G-size flange, countersunk thru holes, vertical PCB mount. | | | 8,01 |
| NL8MD-V-BAG |  As above with a black chromium plate. | | | 8,16 |
| NL8MD-V-1 |  As above with self tapping screw holes (A-screw). | | | 7,69 |

speakON Loudspeaker Connectors



| Type | SPX-series | Price | |
|----------------------|---|--|---|
| NL4FX |  | 4-pin cable connector with chuck and black bushing. This type will replace the NL4FC. | 4,24 |
| NL4FX-2 | | As above with red bushing. | 4,24 |
| NL4FX-4 | | As above with yellow bushing. | 4,24 |
| NL4FX-5 | | As above with green bushing. | 4,24 |
| NL4FX-9 | | As above with white bushing. | 4,24 |
| NL4FX-D | disassembled version | 4,11 | |
| NL4FRX |  | 4-pin cable connector with chuck and black bushing, right angle version. | 5,80 |
| Type | STX-series | Description | Price |
| NLT4FX NLT4FX-BAG |  | 4-pin female cable connector, nickel housing, chuck and bushing. | 9,02 |
| NLT8FX NLT8FX-BAG | | |  |
| NLT4MX NLT4MX-BAG |  | 4-pin male cable connector, all-metal housing, chuck and bushing. | 8,72 9,31 |
| NLT4FP NLT4FP-BAG |  | 4-pin female chassis connector, all-metal housing. | 7,72 8,19 |
| NLT4MP NLT4MP-BAG |  | 4-pin male chassis connector, all-metal housing, 1/4" Faston flat tabs. | 5,41 5,82 |

speakON Loudspeaker Connectors

| Type | STX-series | Description | Price |
|------------------------|---|---|---------------|
| NLT8MP NLT8MP-BAG |  | 8-pin male chassis connector, all-metal housing, 1/4" Faston flat tabs. | 9,93 10,20 |
| NLT4MD-V NLT4MD-V-1 |  | 4-pin male chassis connector, all-metal housing, PCB version. | 4,26 n/a |

Legend of coding

- B: With gold-plated contacts
- BAG: Black shell, silver (AG) contacts
- D: Disassembled, Bulk packaging in handy dispenser boxes incl. 50 units, available in packaging units only

| Type | speakON Combo | Price |
|----------|---|-------|
| NLJ2MD-V |  | 1,92 |
| NLJ2MD-H |  | 2,54 |

Combination of a speakON and an 1/4" Jack receptacle, mating with all speakON's and 1/4" phone jacks, compatible to the NL4MD-V regarding PCB layout and panel cutout. Vertical PCB mount.

Combination of a speakON and an 1/4" Jack receptacle, mating with all speakON's and 1/4" phone jacks, compatible to the NL2MD-H regarding PCB layout and panel cutout. Horizontal PCB mount.

speakON Loudspeaker Connectors Accessories

| Type | Accessories | Price |
|-------------|---|--------|
| A-screw-1-8 |  | 9,93 |
| BSL-WR |  | 132,38 |
| CAS-SPX |  | 17,85 |
| CAS-STX |  | 21,00 |

Plastite screw 2,9 x 8. Price per 100 pcs, minimum order quantity of 1000 pcs

Water resistant dripboot for the 4-pin speakON and the powerCON range.

Sample case including NL4FX, NL4FRX, NL4MMX, leaflet and assembly instruction - each 1 pc.

Sample case incl. 1 pc. each NLT4FX-BAG, NLT4MX, NLT4FP, NLT4MP-BAG, leaflet and assembly instruction.

speakON Loudspeaker Connectors Accessories

| Type | Accessories | Price | |
|---------------|--|---|-------|
| CAS-DUMMY |  With the dummyPLUG unused inputs can be covered to avoid miss wiring and to protect against dust and any sort of contamination | 135,45 | |
| NDL |  dummyPLUG set; mixed assortment with 100 NDP, 50 NDF, 25 NDM, 25 NDL, 25 NDJ, 25 NDD, 5 NDO. | 0,45 | |
| E-SCREW1-12B |  | Plastite screw 2.9x12 countersunk, black. | 15,44 |
| E-SCREW1-12NI | | As above, but nickel. | 15,44 |
| LRX |  | Right-angle speakON conversion kit for easily changing the straight connector into a right-angle version without removing the cable from the insert. | 1,63 |
| LCR, 2-9 |  | Colour coding rings for right angle version. Colour coding: 2-red, 4-yellow, 5-green, 6-blue, 9-white. | 41,69 |
| MFD |  | Fixing plate with M3 thread offering efficient and ease mounting of D-sized chassis connectors by M3 screws. Price per 100 pcs | 32,13 |
| NLFASTON |  | Faston receptacle for tabs with "Positive lock" for use with NL4MP, NL4MPR, NL8MPR, 100 pcs/pack. | 9,45 |
| NLRR |  | Strain relief reduction ring for NL4FX for thin loudspeaker cables with an O.D. of 5 to 8 mm. | 32,13 |
| SCDP-* |  | Sealing gasket and colour coding for D-size chassis connectors. Colour coding: 0-black, 2-red, 4-yellow, 5-green, 6-blue, 9-white. | 1,84 |
| SCDR |  | Soft plastic cover for the rear end of several D-size chassis connectors. | 1,44 |
| SCDX |  | Hinged cover to protect from water, dust and dirt in unmated condition according to IP54. Available colours: Black (for multimode if used with opticalCON) | 1,12 |
| SCDX-5 | | Green (for singlemode APC when used with opticalCON) | 1,12 |
| SCDX-6 | | Blue (for singlemode PC when used with opticalCON) | 1,12 |
| SCDX-9 | | White (e.g. wall-outlet) | 1,12 |
| SCL |  | Dust protection cover. | 1,53 |
| SCNLT |  | Gasket for NLT4MP. To make a cabinet with an Amphenol EP cutout airtight use rubber sealing which covers the entire hole. | 0,90 |

Phono Cable Connectors

| Type | | Description | Price |
|-------------------------|---|--|--------|
| NF2C-B/2 |  | Professional "Phono Plug" ("RCA" - or "CINCH" - type). Ground before signal, gold contacts. Per pair. | 15,58 |
| NF2D-0/-2/-4/-5/-6/-9 |  | Phono socket in nickel D-shape housing, coloured isolation washers, solder version. | 3,67 |
| NF2D-B-0/-2/-4/-5/-6/-9 | | Phono socket in black chrome D-shape housing and coloured isolation washers. Colour coding: 0-black, 2-red, 4-yellow, 5-green, 6-blue, 9-white. | 3,96 |
| Type | | Accessories | Price |
| CAS-DUMMY |  | With the dummyPLUG unused inputs can be covered to avoid miss wiring and to protect against dust and any sort of contamination | |
| NDP | | dummyPLUG set; mixed assortment with 100 NDP, 50 NDF, 25 NDM, 25 NDJ, 25 NDD, 5 NDO. | 135,45 |
| | | dummyPLUG phono | 0,45 |
| DSS* |  | Lettering plate. Colours: black, blue, brown, green, grey, orange, red, violet, white, yellow. | 1,05 |
| MFD |  | Fixing plate with M3 thread offering efficient and ease mounting of D-sized chassis connectors by M3 screws. | 32,13 |
| SCF |  | Dust protection cover. | 1,53 |
| SCDP-* |  | Sealing gasket and colour coding for D-size chassis connectors. Colour coding: 0-Black, 2-Red, 4-Yellow, 5-Green, 6-Blue, 9-White. | 1,84 |
| SCDX |  | Hinged cover to protect from water, dust and dirt in unmated condition according to IP54. Available colours: | |
| SCDX-5 | | Black (for multimode if used with opticalCON) | 1,12 |
| SCDX-6 | | Green (for singlemode APC when used with opticalCON) | 1,12 |
| SCDX-9 | | Blue (for singlemode PC when used with opticalCON) | 1,12 |
| | | White (e.g. wall-outlet) | 1,12 |

| Type | | Description | Price |
|------------|---|---|--------------|
| NM3FXI |  | 3-FX-housing with inner thread M 17x1 and VMX. | 4,79 |
| NM3MXI | | 3-MX-housing with inner thread M 17x1 and VMX. | 4,64 |
| VM VMX | | Metalized plastic connector-module. All metal connecting module. | 0,49 1,98 |
| NM2P |  | 2-pin 1/4" phone plug module. | 4,11 |
| NM3P | | 3-pin 1/4" phone plug module. | 5,14 |
| NMPMF |  | RCA female housing with inner thread M 17x1. | 4,85 |
| NMPMM | | RCA male housing with inner thread M 17x1. | 4,85 |
| NM3FD-B |  | 3-pin XLR female module, D-shape, black plated. | 5,94 |
| NM3MD-B | | 3-pin XLR male module, D-shape, black plated. | 5,08 |
| NM3J |  | 3-pin 1/4" lockable phone jack module. | 5,08 |
| SM2/2 |  | Switch-module 2x2 position. | 5,91 |
| KM |  | Housing module, long. | 4,43 |
| KMX | | Housing module, short. | 4,20 |
| CM |  | Cable module, short. | 3,71 |
| NA-HOUSING |  | 2 housing profiles (black), 4 screws | 8,93 |





Adapters

| Type | | Description | Price |
|---------|---|---|-------|
| NA3FF |  | XLR female XLR female | 7,21 |
| NA3FF-B | | XLR female XLR female, black-plated | 9,37 |
| NA3MM | | XLR male XLR male | 6,86 |
| NA3MM-B | | XLR male XLR male, black-plated | 8,25 |
| NA3FM | | XLR male XLR female ("extension") | 7,07 |
| NA3FJ |  | XLR female stereo locking jack | 10,29 |
| NA3MJ | | XLR male stereo locking jack | 10,05 |
| NA2JJ |  | Mono 1/4" jack mono 1/4" jack | 2,45 |
| NA3JJ |  | Stereo 1/4" jack stereo 1/4" jack | 12,12 |
| NA5FF |  | 5-pin XLR female 5-pin XLR female (gender conversion adapter) | 14,23 |
| NA5MM | | 5-pin XLR male 5-pin XLR male (gender conversion adapter) | 11,26 |
| NA5FF-B |  | 5-pin XLR female 5-pin XLR female (gender conversion adapter, black plat.) | 19,16 |
| NA5MM-B | | 5-pin XLR male 5-pin XLR male (gender conversion adapter, black plat.) | 15,20 |
| NA2FP |  | XLR female mono 1/4" plug | 7,92 |
| NA2MP | | XLR male mono 1/4" plug | 7,92 |
| NA3FP | | XLR female stereo 1/4" plug | 8,90 |
| NA3MP | | XLR male stereo 1/4" plug | 8,90 |
| NA2FBNC |  | XLR female BNC socket | 8,90 |
| NA2MBNC | | XLR male BNC socket | 8,75 |
| NA2MPMF |  | XLR male phono ("RCA"-) jack | 7,92 |
| NA2FPMF | | XLR female phono ("RCA"-) jack | 7,92 |
| NA2MPMM | | XLR male phono ("RCA"-) plug | 8,51 |
| NA2FPMM | | XLR female phono ("RCA"-) plug | 8,51 |

Adapters

| Type | | Description | Price |
|--|---|--|--|
| NA3F5F NA3M5M |  | 3-pin XLR female 5-pin XLR female 3-pin XLR male 5-pin XLR male (gender conversion adapter) | 10,97 9,84 |
| NA3M5F NA3F5M |  | DMX adapter especially for theater lighting and any DMX applications. XLR: 3-pin male 5-pin female XLR: 3-pin female 5-pin male | 10,67 9,87 |
| NA3FDM NA3MDF |  | Adapter XLRFD 3-pin XLRM Adapter XLRMD 3-pin XLRF | 5,91 5,62 |
| NA3FMX |  | XLR male XLR female, wired 2-3 and 3-2 | 7,46 |
| NA4LJX NA4FC-M NA4FC-F NA4MP-M NA4MP-F NA4MP-J NA4MP-M-X |  | NL4FC 1/4" 2-pin jack socket NL4FC XLR male plug NL4FC XLR female plug NL4MP XLR male socket NL4MP XLR female socket NL4MP locking jack socket NL4MP NL4MP, wired 1+/-, 1-/1+ polarity inverter | 6,47 11,65 12,98 12,45 12,92 12,65 12,21 |
| NA2BBNC-D4B NA2BBNC-D9B |  | BNC socket to RCA phono socket coded – yellow BNC socket RCA / phono socket coded – white | 22,47 22,47 |
| NA2F-D2B-TX NA2F-D0B-TX NA2M-D2B-TX NA2M-D0B-TX NA2M-J-TX NA2F-J-TX |  | Miniature transformer balancing adapter: XLR female RCA phono 1:1 – 200R/200R – red XLR female RCA phono 1:1 – 200R/200R – black XLR male RCA phono 1:1 – 200R/200R – red XLR male RCA phono 1:1 – 200R/200R – black XLR male jack 1:1 – 200R/200R XLR female jack 1:1 – 200R/200R | 20,07 20,07 19,68 19,68 19,68 20,07 |




AES/EBU Digital Audio Impedance Transformers

| Type | | Description | Price |
|-------------|---|---|-------|
| NADITBNC-F |  | Interface balanced and coaxial lines, optional electrical isolation. Female chassis XLR 110 Ω input and female BNC 75 Ω output. | 31,08 |
| NADITBNC-M |  | Interface balanced and coaxial lines, optional electrical isolation. Female BNC 75 Ω input and male chassis XLR 110 Ω output. | 31,08 |
| NADITBNC-FX |  | Interface balanced and coaxial lines, optional electrical isolation. Female cable end XLR 110 Ω input and female BNC 75 Ω output. | 34,21 |
| NADITBNC-MX |  | Interface balanced and coaxial lines, optional electrical isolation. Female BNC 75 Ω input and male cable end XLR 110 Ω output. | 34,21 |

Multimedia

| Type | | USB | Price |
|--------------|---|--|-------|
| NAUSB-W |  | Reversible USB gender changer (type USB A and USB B) required to integrate computer-based equipment into sound and video systems, but also for audio networking like M-LAN, Cobra Net etc. Nickel D-housing. | 4,36 |
| NAUSB-W-B | | Black D-housing. | 4,71 |
| NKUSB-1 |  | USB 2.0 cable with overmolded flex relief and metal cable carrier, 1 metre. | 17,31 |
| NKUSB-3 | | As above, 3 metres. | 19,25 |
| NKUSB-5 | | As above, 5 metres. | 21,14 |
| Type | | Firewire | Price |
| NA1394-6-W |  | Firewire 6 with IEEE 1394 6-pin connectors on both ends. Nickel D-housing. | 6,46 |
| NA1394-6-W-B | | As above, black D-housing. | 6,77 |
| Type | | HDMI | Price |
| NAHDMI-W |  | HDMI 1.3 feedthrough adapter, D-shape housing. | 9,99 |
| NAHDMI-W-B | | As above, black D-housing. | 10,34 |
| NKHDMI-1 |  | HDMI 1.3a cable with overmolded flex relief and metal cable carrier, 1 metre. | 23,20 |
| NKHDMI-3 | | As above, 3 metres. | 26,27 |
| NKHDMI-5 | | As above, 5 metres. | 29,32 |



Multimedia Accessories

| Type | Accessories | Price |
|--------|--|--|
| DSS* |  Lettering plate. Colours: Black, Blue, Brown, Green, Grey, Orange, Red, Violet, White, Yellow. | 1,05 |
| MFD |  Fixing plate with M3 thread offering efficient and ease mounting of D-sized chassis connectors by M3 screws. | 32,13 |
| SCM |  Dust protection cover. | 1,53 |
| SCDP-* |  Sealing gasket and colour coding for D-size chassis | 1,84 |
| SCDX |  | Hinged cover to protect from water, dust and dirt in unmated condition according to IP54. Colours available: |
| SCDX-5 | | Black (for multimode when used with opticalCON) 1,12 |
| SCDX-6 | | Green (for singlemode APC when used with opticalCON) 1,12 |
| SCDX-9 | | Blue (for singlemode PC when used with opticalCON) 1,12 |
| | | White (e.g. wall-outlet) 1,12 |



GooseNecks

| Type | Description | Price |
|--------|---|--|
| GNS 18 |  | Gooseneck set: Gooseneck, 12 mm Ø, 230 mm length, with: 3FX-SPEC., M17 x 1 ext. 5/8" int., M17 x 1 ext. 3/8" ext., 3/8" int. 5/8" ext. adapters. Black, stainless steel. 30,52 |
| GNS 36 | | 360 mm length, 13 mm Ø 35,65 |
| GNS 50 | | 500 mm length, 15 mm Ø 47,30 |
| GN 18 | | 230 mm length, 12 mm Ø 13,38 |
| GN 36 | | 360 mm length, 13 mm Ø 17,63 |
| GN 50 | | 500 mm length, 15 mm Ø 32,16 |
| MSG | Mounting screw with through-hole for GN-series, M17x1 for panels between 7 and 15mm with washer. 5,74 | |
| GF1 | Heavy-duty mounting flange for the GN-series, to mount the GN onto a flat surface. 23,89 | |





Cable Assemblies

| Type | Description | Price |
|---|--|---|
| NKTT-03* NKTT-04* NKTT-05* NKTT-1* NKTT-12* |  Patch-cable, NK (24-BL) cable with NP3TT Bantam-plugs Plug colours (*): BL=Black, BU=Blue, GN=Green, RD=Red or YE=Yellow on both sides Cable length: 03=30 cm, 04=40 cm, 05=60 cm, 1=90 cm, 12=120 cm long. | 16,88 17,02 17,17 17,71 18,25 |
| NKTB03-B/-R NKTB04-B/-R NKTB05-B/-R NKTB1-B/-R |  Patch-cable, NK (24-BL) cable with NP3TB plugs in B=Black or R=Red on both sides. Cable length: 03=30 cm, 04=40 cm, 05=60 cm, 1=90 cm | 18,66 18,72 18,97 19,66 |

Transformers

| Type | Description | Price |
|-------------------------|--|-------------------------|
| NTE1 NTE4 NTE10/3 |  Audio transformer 1:1 1:4 1:3:10 | 6,95 8,18 8,53 |
| NTM1 NTM4 NTL1 |  Studio transformer Mic: 1:1 Mic: 1:4 Line: 1:1 | 32,58 33,75 38,51 |

Patch Panels

| Type | Description | Price |
|----------------|---|--------|
| NPP-TB |  "Easy Patch" Patch Panel, 2 x 24 TB (BP0316/MIL-P-642/2) jacks, programmable, push terminals. | 551,25 |
| NPP-TB-HN | Same as above, Half Normalled , soldering terminals. | 316,05 |
| NPPA-TT-PT |  "Easy Patch" Patch Panel, 2 x 48 TT (Bantam) jacks, half normalled, 288 push terminals, incl. top + bottom cover. | 628,95 |
| NPPA-TT-PT-FN | Full normalled. | 628,95 |
| NPPA-TT-PT-HNT | Half normalled top row. | 628,95 |
| NPPA-TT-PT-I | Isolated. | 628,95 |
| NPPA-TT-PT-P | Parallel. | 628,95 |
| NPPA-TT-SD25 |  "Easy Patch" Patch Panel, 2 x 48 TT (Bantam) jacks, half normalled, 12 x 25-pin D-Sub. | 631,05 |
| NPPA-TT-SD50 |  "Easy Patch" Patch Panel, 2 x 48 TT (Bantam) jacks, half normalled, 4 x 50 pin D-Sub, grounds are tied together. | 614,25 |

Patch Panels

| Type | | Description | Price |
|---------------|---|--|--------|
| NPPA-TT-E56 |  | "Easy Patch" Patch Panel, 2 x 48 TT (Bantam) jacks, half normalled, 6 x 56 pin ELCO male connectors. | 693,00 |
| NPPA-TT-E90 |  | "Easy Patch" Patch Panel, 2 x 48 TT (Bantam) jacks, half normalled, 4 x 90 pin ELCO male connectors. | n/a |
| NPPA-TT-S |  | "Easy Patch" Patch Panel, 2 x 48 TT (Bantam) jacks, half normalled, 288 solder terminals for fixed installations, incl. top and bottom cover. | 470,40 |
| NPPA-TT-S-FN | | Full normalled. | 470,40 |
| NPPA-TT-S-HNT | | Half normalled top row. | 470,40 |
| NPPA-TT-S-I | | Isolated. | 470,40 |
| NPPA-TT-S-P | | Parallel. | 470,40 |
| NPPA-TT-IDC |  | "Easy Patch" Patch Panel, 2 x 48 TT (Bantam) jacks, half normalled, 288 Krone-type IDC terminals and normalling jumpers. | 628,95 |
| Type | | Pre-configured Jack-Pair | Price |
| NJ3TTA-4-HNB |  | Blocks of 2 channels each: | |
| NJ3TTA-4-HNT | | Half normalled bottom row; cover ident colour: clear. | 13,69 |
| NJ3TTA-4-FN | | Half normalled top row; cover ident colour: yellow. | 13,69 |
| NJ3TTA-4-P | | Full normalled; cover ident colour: green. | 13,69 |
| NJ3TTA-4-I | | Parallel; cover ident colour: red. | 13,69 |
| | | Isolated; cover ident colour: orange. | 13,69 |
| Type | | Accessories | Price |
| NPP-LB, 0-9 |  | <i>Only for NPP-TB and NPP-TB-HN.</i> Bag with 100 name plates per colour. Colour coding: 0-black, 1-brown, 2-red, 3-orange, 4-yellow, 5-green, 6-blue, 7-violet, 8-grey, 9-white. | 69,62 |
| NPP-C |  | Metal dust cover. | 15,36 |
| NPP-S |  | Second rear extension bar to fix very large cables. | 27,65 |
| NPPA-S |  | Strain relief bar. | 27,30 |
| NPPA-NB |  | NPPA-TT normalling bar emergency kit, allows to change normalling of all 48 channels. We recommend our pre-configured jack pairs for easy and safe modification. | 7,07 |

Circular Connectors

| Type | neutriCON | | Price |
|----------------------------------|---|--|------------------------------|
| BC1 BS1 BP1 |  | Female contacts, gold-plated, Price per 100 pcs Crimp Solder PCB | 51,10 51,10 51,45 |
| PC1 PS1 PP1 |  | Male contacts, gold-plated, Price per 100 pcs Crimp Solder PCB | 21,58 21,58 22,05 |
| FI8 |  | Female insert | 0,73 |
| MI8 |  | Male insert | 0,73 |
| SC8 SC81 SC8-NI SC81-NI |  | Cable connector housing with locking device. 180° Coding 90° Coding Nickel housing Nickel housing | 6,42 6,42 6,11 6,11 |
| SC8 W |  | SC8 W cable connector housing for female and male inserts, black coated, 180° coding and SR8 W bushing and chuck type strain relief - IP54 for waterproof connections. | 8,57 |
| SR8 W | | 0,97 | |
| MC8 MC81 MC8-NI MC81-NI |  | Mating cable connector housing 180° Coding 90° Coding Nickel housing Nickel housing | 1,94 1,94 1,94 1,94 |
| SR8 SR8A SR8B |  | Cable clamp Ø 3 - 7 mm Crimp type strain relief, Ø 3 - 3.8 mm Crimp type strain relief, Ø 6 - 7 mm | 0,47 n/a 1,24 |
| RP8 RP81 RP8-NI RP81-NI |  | Chassis receptacle housing 180° Coding 90° Coding Nickel housing Nickel housing | 1,80 1,80 1,80 1,80 |
| Type | neutriCON | | Price |
| OSC8F |  | SC8 female cable connector, chuck principle, black housing, 8 solder contacts. | 11,78 |
| OSC8F-NI | | Same as above, but nickel housing. | 11,78 |
| OSC8M |  | SC8 male cable connector, chuck principle, black housing, 8 solder contacts. | 9,46 |
| OSC8M-NI | | Same as above, but nickel housing. | 9,46 |
| ORP8F |  | Female panel mount receptacle, black housing, 8 solder contacts. | 6,65 |
| ORP8F-NI | | Same as above, but nickel housing. | 6,65 |
| ORP8M |  | Male panel mount receptacle, black housing, 8 solder contacts. | 4,32 |
| ORP8M-NI | | Same as above, but nickel housing. | 4,32 |

Circular Connectors

| Type | miniCON | Price |
|----------------------------------|---|----------------|
| MBC MBS |  Female contacts, gold-plated, for cable connectors and receptacles. Crimp, Price per 100 pcs Solder, Price per 100 pcs | 65,04 65,04 |
| MPC MPS |  Male contacts, gold-plated, for cable connectors and receptacles. Crimp, price per 100 pcs Solder, price per 100 pcs | 24,27 33,09 |
| MFI |  Female insert. | 0,80 |
| MMI |  Male insert. | 0,80 |
| MSC |  Cable connector housing for male and female inserts. | 6,53 |
| MMC |  Cable connector extension housing, for male and female. Housing only, no insert and contacts. | 4,41 |
| MRF MRM |  Female receptacle preassembled without contact elements. Male receptacle preassembled without contact elements. | 4,52 4,52 |
| MPF12-H MPM12-H |  Female PCB mount receptacle fully populated with 12 contact elements, horizontal. Male PCB mount receptacle fully populated with 12 contact elements, horizontal. | 16,14 9,93 |
| MPF12-V MPM12-V |  Female PCB mount receptacle fully populated with 12 contact Male PCB mount receptacle fully populated with 12 contact elements, | 12,83 8,40 |
| MSRC | Set of strain relief, crimp version (cable Ø 2.5 - 6 mm). | 5,03 |
| MSCF12 |  Female cable connector, chuck principle, 12 solder contacts. | 15,25 |
| MSCM12 |  Male cable connector, chuck principle, 12 solder contacts. | 10,35 |
| MRF12 |  Female panel mount receptacle, 12 solder contacts. | 12,45 |
| MRM12 |  Male panel mount receptacle, 12 solder contacts. | 8,72 |

Circular Connectors

| Type | | nanoCON | Price |
|---------------|---|---|--------|
| NSC3F |  | Female cable connector with chuck and solder contacts. | 10,80 |
| NSC3M |  | Male cable connector with chuck and solder contacts. | 9,59 |
| NR3F-S |  | Female receptacle with solder contacts. | 8,78 |
| NR3M-S |  | Male receptacle with solder contacts. | 7,63 |
| NP3F-H |  | Female PCB mount receptacle, horizontal. | 10,02 |
| NP3M-H |  | Male PCB mount receptacle, horizontal. | 8,93 |
| NP3F-V |  | Female PCB mount receptacle, vertical. | 9,55 |
| NP3M-V |  | Male PCB mount receptacle, vertical. | 8,40 |
| Type | | Accessories | Price |
| BSP, 0-9 |  | Box of 100 pcs of coloured bushes. Colour coding: 0-black, 1-brown, 2-red, 3-orange, 4-yellow, 5-green, 6-blue, 7-violet, 8-grey, 9-white. | 56,26 |
| HX-CONTACT |  | DMC crimp tool according to M22520/2-01 for neutriCON and miniCON contacts. | 631,89 |
| MPOS-MBC |  | For miniCON female contact MBC. | 106,03 |
| MPOS-MPC |  | For miniCON male contact MPC. | 106,03 |
| MPOS-BC1 |  | For neutriCON female contact BC1. | 106,03 |
| MPOS-PC1 |  | For neutriCON male contact PC1. | 106,03 |
| DIE-R-BNC-PDC |  | Crimp dies to be used with HX-R-BNC crimp tool only. | 80,33 |
| DIE-R-BNC-PS |  | | 80,33 |
| DIE-R-BNC-PY |  | | 80,33 |
| HX-R-BNC |  | Crimp tool. Attention: Suitable dies are: DIE-R-BNC-* | 64,26 |


| Type | | Power IN System | Price |
|-----------|---|--|--------|
| NAC3FCA |  | 20 Amp. cable connector with quick lock, blue. | 5,74 |
| NAC3FCA-D | | Same as above, 100 pcs bulk packaging. | 5,54 |
| NAC3MPA-1 |  | 20 Amp. chassis connector, air tight, Neutrik D-, G-series and speakON NL4MP compatible, blue. | 2,81 |
| NAC3FC-HC |  | 32 Amp cable connector for high current capacity. | 13,66 |
| NAC3MP-HC |  | 32 Amp chassis connector for high current capacity. | 8,15 |
| Type | | Power OUT System | Price |
| NAC3FCB |  | 20 Amp. cable connector with quick lock, grey. | 5,74 |
| NAC3FCB-D | | Same as above, 100 pcs bulk packaging. | 5,54 |
| NAC3MPB-1 |  | 20 Amp chassis connector, air tight, Neutrik D-, G-series and Speakon NL4MP compatible, grey. | 2,81 |
| NAC3MM-1 |  | 20 Amp coupler for linking cables, one side with NAC3MPA and the other side with NAC3MPB. | 16,14 |
| Type | | Accessories | Price |
| BSL-WR |  | Water resistant dripboot for the 4-pin speakON and the powerCON range. | 132,38 |
| CAS-DUMMY |  | With the dummyPLUG unused inputs can be covered to avoid miss wiring and to protect against dust and any sort of contamination | 135,45 |
| NDL | | dummyPLUG set; mixed assortment with 100 NDP, 50 NDF, 25 NDM, 25 NDL, 25 NDJ, 25 NDD, 5 NDO. dummyPLUG speakON | 0,45 |

powerCON System

| Type | Accessories | Price | |
|--------|--|--|------|
| MFD |  Fixing plate with M3 thread offering efficient and ease mounting of D-sized chassis connectors by M3 screws. Price per 100 pcs | 32,13 | |
| SCDP-* |  Sealing gasket and colour coding for D-size chassis connectors. Colour coding: 0-Black, 2-Red, 4-Yellow, 5-Green, 6-Blue, 9-White. | 1,84 | |
| SCDR |  Soft plastic cover for the rear end of several D-size chassis connectors. | 1,44 | |
| SCDX |  | Hinged cover to protect from water, dust and dirt in unmated condition according to IP54. Available colours: Black (for multimode when used with opticalCON) | 1,12 |
| SCDX-5 | | Green (for singlemode APC when used with opticalCON) | 1,12 |
| SCDX-6 | | Blue (for singlemode PC when used with opticalCON9) | 1,12 |
| SCDX-9 | | White (e.g. wall-outlet) | 1,12 |
| SCL | | Dust-protection cover. | 1,53 |

New in 2011 – powerCON TRUE1 with Breaking Capacity

| Type | Description | Price |
|----------|--|-------|
| NAC3FX |  16 A mains cable connector female CBC, screw terminals | 5,63 |
| NAC3MX |  16 A mains cable connector male CBC, screw terminals | 5,63 |
| NAC3MPX |  16 A chassis connector male CBC, 1/4" flat tab terminals | 2,67 |
| NAC3PX |  duplex chassis connector CBC, 1/4" flat tab terminals | 6,53 |
| SCNAC-PX |  protective cover for duplex connector IP 65 | 0,90 |

| Type | | Description | Price |
|--|---|---|--|
| NE8MC NE8MC-B |  | Cable housing with chuck and bushing. The RJ45 plug itself is not included and must be provided by the end user. | 2,78 3,22 |
| NE8MC-1 NE8MC-B-1 NE8MC-1-D |  | Same as above, but equipped with our X-series boot. Works also for cable diameters up to 8 mm. | 2,42 2,77 n/a |
| NE8FAH NE8FAV NE8FAV-YK NE8FAV-YK-D NE8FAV-Y110 NE8FAV-Y110-D |  | "A" size receptacle with secure latching system. | 3,78 3,78 7,51 n/a 7,51 n/a |
| NE8FAH-S |  | The "Shielded" version upgrades a horizontal A-series chassis connector with a closed metal housing to avoid EMI or cross talking. | 4,68 |
| NE8FAV-SD |  | "A" size receptacle with secure latching system and 2 additional screw-domes for fixing the connector on the PCB. Mounting screws included. | 3,81 |
| NE8FBH NE8FBV NE8FBV-YK-D |  | "B" type receptacle with metal mounting flange. | 4,29 4,29 n/a |
| NE8FBH-S |  | The "Shielded" version upgrades a horizontal B-series chassis connector with a closed metal housing to avoid EMI or cross talking. | 4,67 |
| NE8FBH-LED |  | The "Lighted" version offers two light pipes for 3mm standard LED's to indicate data transmission, status, etc. | 5,44 |
| NE8FF |  | Feedthrough coupler. | 15,08 |
| NE8FDP NE8FDP-D |  | Feedthrough receptacle in D-sized metal flange with the secure latching system. Includes 2 mounting screws. | 8,90 8,54 |
| NE8FDP-B NE8FDP-B-D |  | Black chrome metal flange. D-Version is without mounting screws | 9,19 8,90 |
| NE8FDV NE8FDV-B |  | "D" size receptacle with secure latching system. | 4,41 4,76 |

etherCON System

| Type | | Description | Price |
|--|---|--|--|
| NE8FDV-YK NE8FDV-YK-D NE8FDV-YK-B NE8FDV-YK-B-D |  | "D" size receptacle with secure latching system with IDC Krone Terminals. | 8,16 n/a 8,46 n/a |
| NE8FDV-Y110 NE8FDV-Y110-D NE8FDV-Y110-B NE8FDV-Y110-B-D |  | "D" size receptacle with secure latching system with IDC 100 Punch Down. | 8,16 n/a 8,46 n/a |
| NE8FDH-C5E |  | Horizontal C5e component compliant PCB panel mount RJ45 receptacle, D-shape metal flange. | 8,66 |
| NE8FDY-C6 NE8FDY-C6-B |  | D-shape CAT6 panel connector with nickel housing. D-shape CAT6 panel connector with black chrome housing. | 18,71 19,75 |
| NKE6S-1 NKE6S-2 NKE6S-3 NKE6S-5 NKE6S-10 NKE6S-20 |  | Preassembled CAT6 patch cable with a robust cable plug carrier. Available in various lengths: 1 = 1 m, 1 = 2 m, 3 = 3 m, 5 = 5 m, 6 = 6 m, 10 = 10 m, 20 = 20 m, 30 = 30 m, 35 = 35 m, 40 = 40 m, 45 = 45 m. | 27,32 29,55 32,38 35,46 45,71 66,16 |
| NKE6S-1-WOC NKE6S-2-WOC NKE6S-3-WOC NKE6S-5-WOC NKE6S-10-WOC |  | Preassembled CAT6 patch cable with a robust cable plug carrier on one side only. Available in various lengths: 1 = 1 m, 2 = 2 m, 3 = 3 m, 5 = 5 m, 6 = 6 m, 10 = 10 m, 20 = 20 m, 30 = 30 m. | 21,08 23,32 26,13 29,21 39,46 |

etherCON System Accessories

| Type | | Accessories | Price |
|-------------|---|--|-------|
| ACRF, 1-9 |  | Colour coding rings for female 4- and 5-pin A-series and 3-pin BA-series. Bag of 100 pcs. Colour coding: 1-brown, 2-red, 3-orange, 4-yellow, 5-green, 6-blue, 7-violet, 8-grey, 9-white. | 15,44 |
| A-screw-1-8 |  | Plastite screw 2,9 x 8. Price per 100 pcs, minimum order quantity of 1000 pcs | 9,93 |
| CAS-RJ45 |  | Sample case including NE8MC, NE8FAV-Y110, NE8FBH, NE8FDV-YK, punch down assembly demo tool, leaflet, assembly instruction - each 1 pc. | 24,15 |


etherCON System Accessories

| Type | Accessories | Price |
|-------------------------------------|--|-------|
| CAS-CAT6 |  Sample case including NE8FDY-C6, NE8FDY-C6-B, assembly instruction - each 1 pc. | 30,98 |
| BSE, 0-9 e.g. BSE-0 |  Coloured bushing for etherCON cable connector. Box of 100 pcs. Colour coding: 0-black, 1-brown, 2-red, 3-orange, 4-yellow, 5-green, 6-blue, 7-violet, 8-grey, 9-white. | 24,27 |
| BSX, 0-9 e.g. BSX-0-BLACK |  Box of 100 pcs of coloured sleeves for NE8MC-1 & NE8MC-B-1 cable connector. Same colour coding as above. | 56,26 |
| DSS* e.g. DSS-GREEN |  Lettering plate. Colours: black, blue, brown, green, grey, orange, red, violet, white, yellow. | 1,05 |
| E-screw1-12B |  Plastite screw 2.9 x 12 countersunk, black. | 15,44 |
| E-screw1-12NI | Same as above, but nickel. | 15,44 |
| MFD |  Fixing plate with M3 thread offering efficient and ease mounting of D-sized chassis connectors by M3 screws. | 32,13 |
| SCDP-* |  Sealing gasket and colour coding for D-size chassis connectors. Colour coding: 0-Black, 2-Red, 4-Yellow, 5-Green, 6-Blue, 9-White. | 1,84 |
| SCDX |  Hinged cover to protect from water, dust and dirt in unmated condition according to IP54. Available colours: Black (for multimode when used with opticalCON) | 1,12 |
| SCDX-5 | Green (for singlemode APC when used with opticalCON) | 1,12 |
| SCDX-6 | Blue (for singlemode PC when used with opticalCON) | 1,12 |
| SCDX-9 | White (e.g. wall-outlet) | 1,12 |
| SE8FD |  Sealing Kit for etherCON D-series. | 2,24 |

Legend of coding

- B**: Black shell
- H**: Horizontal PCB mount
- V**: Vertical PCB mount
- D**: Disassembled, bulk packaging in handy dispenser boxes incl. 100 units each, available in packaging units only

Tiny Rear Twist BNC 75 Ω Cable Connectors


| Type | Description | Price |
|----------------|---|-------|
| see list below |  Tiny Rear Twist BNC 75 Ω cable connector features a slimline body styling for convenient locking and unlocking from the rear end. Bulk packaging, without bushing. | 3,96 |
| -D | | 3,73 |
| Type-No.: | Suitable for these cables: | |
| NBTC75BFI4 | Belden 1520A, Belden 1521A, Belden 1522A, Belden 179DT, Draka 0.31/1.45 AF, Draka 753-1304(2), Draka 755-1302, Suhner G02233, ZNK CM14B | |
| NBTC75BLI4 | Canare L-1.5C2VS, Suhner S02223, Kroschu (341 270, 341 280), RG 179 B/U, Sommer 600-025-03 (05) | |
| NBTC75BLI5 | CAE MC75, Procom, Sommer 600-0701, Sommer 600-020-03 (05), Sommer 600-025-03 (05) | |
| NBTC75BNN5 | Draka 0.41/1.9 AF, Draka 753-1104, Draka 755-1103, Extron BNC-5 HR(P) (Bulk), Extron BNC-5RC, Belden 1277R, Belden 1278R, Belden 1279R | |
| NBTC75BNS4 | Tesca France Bengal | |
| NBTC75BSS5 | AT&T 735, ComTech RGBHV | |
| NBTC75BVV5 | Belden 1406B, Belden 1407B, Belden 1417B | |
| NBTC75BVX6 | CAE NC75.39, Draka 755-1001 (0.51/2.3Dz), Draka 757-1001, Sommer 600-0751, VADN 7243 | |
| NBTC75BXX5 | Belden 8218 | |
| NBTC75BXX6 | Belden 1865A, Commscope 7536 | |

Rear Twist BNC 75 Ω Cable Connectors

| Type | Description | Price |
|----------------|--|-------|
| see list below |  Rear Twist BNC 75 Ω cable connector features a slimline body styling for convenient locking and unlocking from the rear end. Bulk packaging, without bushing. | 2,27 |
| -D | | 2,01 |
| Type | Suitable for cable type | |
| NBNC75BDD6 | Belden 1855A, CommScope 7538 | |
| NBNC75BFG7 | Belden 1855ENH, Canford SDV-S-LFH, Cordial CVI 06-28, Cordial CVI 3-7, Draka 0.6/2.8 AF, Draka 0.6 L/2.8 AF, Extron BNC-5RC, Sommer 600-0101M, Sommer 600-0104M, Klotz V06/28, VMXx75Y | |
| NBNC75BFH6 | Kansai 3C-5S | |
| NBNC75BGG7 | Canare V(3-5)-3C | |
| NBNC75BHK7 | Canare L-3CFB | |
| NBNC75BIJ9 | Belden 1506A, CommScope 2065V | |
| NBNC75BJJ9 | Canare V(3-5)-4CFB | |
| NBNC75BJP9 | Belden 1505F | |
| NBNC75BLP7 | Belden 8241, CAE KX6A, Canare LV-61S, Cordial CVI (CVM) 06-37, CommScope 5563, Draka 0.6/3.7, Draka 0.6L/3.7, RG59B/U, Sommer 600-0051 (M,L,S), Sommer 600-0054 (M,L,S), Klotz V06/37 | |
| NBNC75BLP9 | Belden 1505A, Belden 8241F, Canare L-4CFB, CommScope 5565, Draka 0.8/3.7 AF, Draka 755-801, Draka 755-803, Draka 755-804, Gepco VPM2000, Suhner S0426, Sommer 600-0451, Sommer 600-162(F) | |
| NBNC75BLS7 | BBC PSF 1/3, Draka 0.6/3.7 Dz, Draka 755-801, Draka 755-803, Draka 755-804, Suhner G04233D (PTT 6010) | |
| NBNC75BNP9 | CAE VCB75, Helix 734 | |
| NBNC75BQP11 | Belden 1695A, CommScope 2279V | |
| NBNC75BRS9 | Canare V(3-5)-5C | |
| NBNC75BTS9 | Hirschmann KOKA 712Cu | |
| NBNC75BTS11 | Eupen 705 CRT 5V-HS | |
| NBNC75BTU11 | Belden 1694A, CommScope 5765, Gepco VSD2001, Suhner S05133-07, Suhner S05163-02 | |
| NBNC75BTY11 | Belden 1694F | |
| NBNC75BUU11 | Draka 1.0/4.8 AF, Draka 755-901/5, Image 1000, Klotz V10/48 | |
| NBNC75BWS11 | Canare V(3-5)-5CFB, Canford SDV-L | |
| NBNC75BWS12 | Wisi MK 99A | |
| NBNC75BWU13 | Draka 1.2 L/4.8 Dz, Draka 1.2 L/4.95 AF | |
| NBNC75BXU13 | CAE VCB 100 | |
| NBNC75BXY9 | Belden 8281, Draka 0.8/4.9 DZ | |
| NBNC75BYY9 | Belden 8281F, Canare LV-77S | |

| Type | Suitable for cable type |
|-------------|-------------------------|
| NBNC75BY11 | Canare L-5 CFB |
| NBNC75BZV14 | Belden 1794A |


Large Rear Twist BNC 75 Ω Cable Connectors

| Type | Description | Price |
|---|--|-------|
| see list below |  <p>Large Rear Twist 75 Ω cable connector designed for large cable diameters (up to 10.3 mm).</p> | 3,79 |
| Type-No.: Suitable for these cables: | | |
| NBLC75BSX14 | Draka 1.4/6.6 AF | |
| NBLC75BVZ17 | Belden 7731A, Draka 1.6/7.3AF, RG 11, Klotz V16/72 | |

Panel Cable Jack BNC 75 Ω

| Type | Description | Price |
|---|--|-------|
| see list below |  <p>These Cable Jacks are mountable on panels from the back and are based on our Rear Twist but without boot. Useable for fixed installations such as wallplates or where space is an issue. Grounded version.</p> | 5,23 |
| Type-No.: Suitable for these cables: | | |
| NBNB75GLP9 | Belden 1505A, Belden 8241F, Canare L4CFB, CommScope 5565, Draka 0.8/3.7 AF, Draka 755-801 (803, 804), Gepco VPM2000, Suhner S04263, Sommer 600-0451 | |
| NBNB75GUU11 | Draka 1.0/4.8AF, Draka 755-901/5, Image 1000, Klotz V10/48 | |
| see list below |  <p>These Cable Jacks are mountable on panels from the back and are based on our Rear Twist but without boot. Useable for fixed installations such as wallplates or where space is an issue. Ground contact isolated to mounting plate.</p> | |
| Type-No.: Suitable for these cables: | | |
| NBNB75ILP9 | Belden 1505A, Belden 8241F, Canare L4CFB, CommScope 5565, Draka 0.8/3.7 AF, Draka 755-801 (803, 804), Gepco VPM2000, Suhner S04263, Sommer 600-0451 | 7,33 |
| NBNB75IUU11 | Draka 1.0/4.8AF, Draka 755-901/5, Image 1000 | 7,33 |
| NBTB75IFI4 | Belden 1520A, Belden 1521A, Belden 1522A, Belden 179DT, Draka 0.31/1.45 AF, Draka 753-1304(2), Draka 755-1302, Suhner G02233, ZNK CM14B | 8,51 |
| NBTB75INN5 | Draka 0.41/1.9 AF, Draka 753-1104, Draka 755-1101, Draka 755-1103, Extron BNC 5 HR(P) (Bulk) | 8,51 |

Tiny Cable Jack BNC 75 Ω

| Type | Description | Price |
|---|---|-------|
| see list below |  <p>These Cable Jacks are based on the Rear Twist Tiny BNC's, the assembly and cable stripping measurements are the same. BNC cable jacks are used to build Y-Cables and BNC extension cables.</p> | 5,31 |
| Type-No.: Suitable for these cables: | | |
| NBTB75CFI4 | Belden 1520A, Belden 1521A, Belden 1522A, Belden 179DT, Draka 0.31/1.45 AF, Draka 753-1304(2), Draka 755-1302, Suhner G02233, ZNK CM14B | |
| NBTB75CLI5 | CAE MC75, Sommer 600-0701, Sommer 600-20-03 (05), Sommer 600-025-03 (05) | |
| NBTB75CNS5 | Draka 0.41/1.9 AF, Draka 753-1104, Draka 755-1101, Draka 755-1103, Extron BNC 5 HR(P) (Bulk) | |

Bulkhead Jacks BNC 75 Ω Chassis Connectors

| Type | Description | Price |
|------------------|---|-------|
| NBB75DFI | D-shape housing, feed through, isolated. | 6,77 |
| NBB75DFIB | Same as above, but black D-shape housing. | 7,12 |
| NBB75DFG | D-shape housing, feed through, grounded. | 6,95 |
| NBB75DFGB | Same as above, but black D-shape housing. | 7,30 |
| NBB75SI | Bulkhead jack, front mount, solder version, includes isolation washers. | 5,76 |
| NBB75DSI | Isolated Bulkhead Jack, solder version, nickel D-housing. | 7,10 |
| NBB75DSIB | Same as above, but black chrome D-housing. | 7,39 |
| NBB75DSG | Grounded Bulkhead Jack, solder version, nickel D-housing. | 6,83 |
| NBB75DSGB | Same as above, but black chrome D-housing. | 7,15 |

Bulkhead Jacks BNC 75 Ω Chassis Connectors

| Type | Description | Price |
|------------------|---------------------------------|-------|
| NBB75FI | Feed through, isolated. | 5,50 |
| NBB75FI-M | Feed through with metal thread. | 4,08 |
| NBB75FG | Feed through, grounded. | 5,71 |
| NBB75FA | Feed through. | 5,91 |

BNC Connectors Accessories










| Type | Description | Price |
|-------------------------------------|---|--------|
| HX-BNC | Crimp tool, frame. Attention: Suitable dies are: DIE-BNC-*.  | 315,95 |
| DIE-BNC-JD | Crimp tool die for pin crimping (1.60 mm). Shield and jacket HEX crimp with 5.41 mm (A) 4.53 mm (B).  | 80,33 |
| DIE-BNC-CS | Same as above, but with 4.06 mm (A) 7.01 mm (B).  | 80,33 |
| DIE-BNC-PG | Same as above, but with 6.47 mm (A) 5.00 mm (B).  | 80,33 |
| DIE-BNC-S | Crimp tool die for pin crimping (1.60mm). Shield and jacket HEX crimp with 7.01mm (A).  | 80,33 |
| DIE-BNC-U | Same as above, but with 7.36 mm (A).  | 80,33 |
| DIE-BNC-Y | Same as above, but with 8.23 mm (A).  | 80,33 |
| HT-BNC | Spanner tool for the Push-Pull BNC.  | 2,37 |
| BS-BNC, 0-9 e.g. BS-BNC-0 | Standard bushing for the Push-Pull BNC in black, 9 different colours available, as well as 3 translucent variants: 0-black, 1-brown, 2-red, 3-orange, 4-yellow, 5-green, 6-blue, 7-violet, 8-grey, 9-white,  | 22,06 |
| BS-BNC-2I, -5I, -6I | 2I-translucent red, 5I-translucent green, 6I-translucent blue.  | 27,58 |

BNC Connectors Accessories

| Type | Description | Price |
|--|--|--|
| BST-BNC, 0-9 e.g. BST-BNC-0 |  Standard bushing for the Rear Twist BNC's in black, 9 different colours available: 0-black, 1-brown, 2-red, 3-orange, 4-yellow, 5-green, 6-blue, 7-violet, 8-grey, 9-white. | 23,79 |
| BST-BNC-CY BST-BLC-CY | Turquoise. Turquoise bushing for the rearTWIST large BNC. | 23,79 40,43 |
| CAS-BNC-T | This case is the ideal working tool for the assembly of our BNC cable connectors. It includes: HX-R-BNC, PT-BNC, CS-BNC, accessories, assembly instruction. | 195,75 |
| HX-R-BNC |  Crimp tool. Attention: Suitable dies are: DIE-R-BNC-*. | 64,26 |
| CAS-BNC |  The BNC presentation case includes: HX-R-BNC, DIE-R-BNC-PDC, 7 x NBNC75PNS7/NBNC75BLP9/ NBTC75BNN5 + stripped cables and coloured BS-BNC boots, 7 x NBTB75CNN5/NBNB75GLP9, 1 x NBB75DFIB/NBB75SI/NBB75DSG, accessories, assembly instruction. | 236,25 |
| PT-BNC |  BNC pliers tool. | 19,86 |
| CS-BNC |  Coax cable stripper. | 71,70 |
| DIE-R-BNC-PDC DIE-R-BNC-PG DIE-R-BNC-PJ DIE-R-BNC-PS DIE-R-BNC-PU DIE-R-BNC-PY DIE-R-BNC-Z DIE-R-BNC-UG |  Crimp dies to be used with HX-R-BNC crimp tool only. | 80,33 80,33 80,33 80,33 80,33 80,33 80,33 80,33 |
| DSS* |  Lettering plate for D-connectors. Colours: black, blue, brown, green, grey, orange, red, violet, white, yellow. | 1,05 |
| MFD |  Fixing plate with M3 thread offering efficient and ease mounting of D-sized chassis connectors by M3 screws. | 32,13 |
| SCDP-* |  Sealing gasket and colour coding for D-size chassis connectors. Colour coding: 0-black, 2-red, 4-yellow, 5-green, 6-blue, 9-white. | 1,84 |
| SCDX SCDX-5 SCDX-6 SCDX-9 SCF |  Hinged cover to protect from water, dust and dirt in unmated condition according to IP54. Available colours: Black (for multimode when used with opticalCON) Green (for singlemode APC when used with opticalCON) Blue (for singlemode PC when used with opticalCON) White (e.g. wall-outlet) Dust protection cover. | 1,12 1,12 1,12 1,12 1,53 |
| 913 10001 004 913 11641 029 913 09591 030 913 08971 004 913 09601 029 913 09611 004 913 11461 004 | Centre pins for Push-Pull BNC connectors, price per 100 pieces: Inner diameter: 0.4 Plating: Au (Tribor) Coding rings: 0 Inner diameter: 0.5 Plating: AuCu (Red Gold) Coding rings: 5 Inner diameter: 0.6 Plating: AuCo (Duor) Coding rings: 1 Inner diameter: 0.7 Plating: AuCoNiP (Tribor) Coding rings: 2 Inner diameter: 0.9 Plating: AuCu (Red Gold) Coding rings: 3 Inner diameter: 1.1 Plating: Au (Tribor) Coding rings: 6 Inner diameter: 1.2 Plating: AuCoNiP (Tribor) Coding rings: 4 | 50,40 50,40 50,40 50,40 50,40 50,40 50,40 |



| Type | Chassis Connectors | | Price |
|---------------|---|--|--------|
| NO2-4FDW |  | Fibre-optic chassis connector with 2 LC-fibres and 4 copper contacts. Optalloy® plating. Waterproof according to IP65, front panel mount. | 50,30 |
| NO2-4FDW-1 | | As above, but 1 shell ground contact. | 52,82 |
| NO2-4FDW-R |  | Fibre-optic chassis connector with 2 LC-fibre and 4 copper contacts. Ruthenium plating. Waterproof according to IP65, front panel mount. | 55,33 |
| NO2-4FDW-1-R | | As above, but 1 shell ground contact. | 57,84 |
| NO4FDW-R |  | Chassis connector, Ruthenium plating, waterproof according to IP65, front panel mount. | 53,72 |
| Type | Couplers | | Price |
| NAO2M-4S75W |  | Fibre-optic coupler, LC-Duplex Multimode PC, 4 x 0.75 mm ² (colour code black), waterproof according to IP65. | 168,51 |
| NAO2S-4S75W | | Fibre-optic coupler, LC-Duplex Singlemode PC, 4 x 0.75 mm ² (colour code blue), waterproof acc. to IP65. | 186,12 |
| NAO2SA-4S75W | | Fibre-optic coupler, LC-Duplex Singlemode APC, 4 x 0.75 mm ² (colour code green), waterproof acc. to IP65. | 191,15 |
| NAO4MW |  | Waterproof opticalCON QUAD coupler (adapter) for cable extensions. Multimode PC. | 220,25 |
| NAO4SW | | As above, singlemode PC. | 251,37 |
| NAO4SAW | | As above, singlemode APC. | 260,95 |
| NAO2M-SFP-LC |  | Multimode transceiver adapter, colour coding grey. | 98,15 |
| NAO2S-SFP-LC | | Singlemode transceiver adapter, colour coding blue. | 100,55 |
| NAO2SA-SFP-LC | | Singlemode APC transceiver adapter, colour cod. green. | 110,12 |
| Type | QUAD Loop Connector | | Price |
| NAO4ML-R |  | Handy accessory for cost-effective and low-space fibre-optic networks | 375,00 |
| NAO4SL-R | | | 392,00 |
| Type | Breakout Boxes | | Price |
| | | Breakout boxes are used to split a 4-channel point-to-point opticalCON QUAD connection. In mated condition the boxes are dust-and water-resistant according to IP54. | |
| NO4MBB1-2 |  | Multimode PC, colour coding black. | 298,81 |
| NO4SBB1-2 | | Singlemode PC, colour coding blue. | 328,80 |
| NO4SABB1-2 | | Singlemode APC, colour coding green. | 334,15 |
| NO4MBB1-4 | | Multimode PC, colour coding black. | 358,79 |
| NO4SBB1-4 | | Singlemode PC, colour coding blue. | 388,77 |
| NO4SABB1-4 | | Singlemode APC, colour coding green. | 394,13 |

| Type | Frame Solutions | Price |
|-------------|--|--------|
| NZPF1RU |  Panel frame 1RU opticalCON. Not equipped with frame plates NZPF* and connectors. | 72,00 |
| NZPF3RU |  Panel frame 3RU opticalCON. Not equipped with frame plates NZPF* and connectors. | 110,00 |
| NZPFD |  Panel frame plate opticalCON for D-shape housings. | 12,50 |
| NZPFBP |  Panel frame blind plate opticalCON. | 12,50 |
| NZPFD-2 |  Panel frame plate opticalCON for 2 opticalCON DUO or QUAD chassis connectors | 20,00 |
| NZPFD-4SC-S |  Additional Z-panel frame plate with single SC cutouts, provides increased operation space. | 29,00 |
| NZPFD-4ST |  Panel frame plate opticalCON for one opticalCON DUO or QUAD chassis and four ST chassis (ST are not supplied by NEUTRIK) | 23,00 |
| NZPFD-4E |  Panel frame plate opticalCON for one opticalCON DUO or QUAD chassis and two E2000 compact chassis | 29,00 |
| NZP1RU-12 |  Angled 19 inch rack panel, 12 D-shape openings. | 41,00 |

| Type | powerMONITOR | Price |
|----------------|--|---|
| NO2S-2F-2R-PM |  | 941,85 |
| NO2SA-2F-2R-PM | | 971,25 |
| NO2S-4F-2R-PM | | 1.157,10 |
| NO2SA-4F-2R-PM | | 1.186,50 |
| NO4S-4F-2R-PM | | 1.258,95 |
| NO4SA-4F-2R-PM | | 1.288,35 |
| NO2M-2F-2R-PM | | 1.305,00 |
| NO2M-4F-2R-PM | | 1.530,00 |
| NO4M-2F-2R-PM | | 1.968,00 |
| NO4SBB1-2-PM | |  |
| NO4SABB1-2-PM | 1.186,50 | |
| NO4SBB1-4-PM | 1.174,95 | |
| NO4SABB1-4-PM | 1.288,35 | |
| NO4MBB1-2-PM | 1.521,00 | |
| NO4MBB1-4-PM | 2.031,00 | |
| NOPS-1RU-PM |  5W Power supply for powerMONITOR. | 58,80 |
| NOPS-3RU-PM |  15W Power supply for powerMONITOR. | 52,50 |
| NOPS-E-PM |  Daisy-chain power supply cable for powerMONITOR. | 29,40 |

| Type | fibre-optic Measurement & Cleaning Kit | | Price |
|----------------|---|--|--------|
| CAS-FOCD |  | Fibre-optic cleaning device case. | 682,50 |
| FOCD-CF |  | Consumable material: fibre-optic cleaning fluid (non flammable) | 40,95 |
| FOCD-DC250 |  | Consumable material: 2.5 mm dry cleaner | 117,60 |
| FOCD-DC125 |  | Consumable material: 1.25 mm dry cleaner | 117,60 |
| FOCD-DW |  | Consumable material: Lint-free dry wipes for fibre cleaning | 9,45 |
| Type | fibre-optic Measurement & Cleaning Kit | | Price |
| CAS-FOMD |  | Fibre-optic measurement devices. | 300,30 |
| FOMD-TC-MM850 |  | Multimode light source SFP Plug-In module 850 nm. | 171,15 |
| FOMD-TC-SM1310 | | As above but singlemode 1310 nm. | 180,60 |
| FOMD-TC-SM1550 | | As above but singlemode 1550 nm. | 180,60 |
| FOMD-FM-MM |  | Fibre meter multimode. | 285,60 |
| FOMD-FM-SM |  | Fibre meter singlemode. | 590,10 |
| Type | Accessories | | Price |
| SCNKO |  | Dirt protection for opticalCON DUO cable connector, black | 7,33 |
| SCNKO4 | | Dirt protection for opticalCON QUAD cable connector, light grey | 7,33 |
| CRNKO-* | | opticalCON cable connector. Colour coding: 0-black, 2-red, 4-yellow, 9-white. | 1,59 |
| NDO |  | dummyPLUG for opticalCON receptacles. Unused inputs can be covered to avoid miss wiring and protect against dust additionally. | 0,45 |

| Type | Accessories | | Price |
|----------------|---|--|--------|
| SCDP-* |  | Sealing gasket and colour coding for D-size chassis connectors. Colour coding: 0-black, 2-red, 4-yellow, 5-green, 6-blue, 9-white. | 1,84 |
| SCDR |  | Soft plastic cover for the rear end of several D-size chassis connectors. | 1,44 |
| SCDX |  | Hinged cover, seals D-size chassis connectors from water, dust and dirt in unmated condition according to IP54. Colours available: Black (if used with opticalCON, black indicates multimode) | 1,12 |
| SCDX-5 | | Green (if used with opticalCON, green indicates singlemode APC) | 1,12 |
| SCDX-6 | | Blue (if used with opticalCON, blue indicates singlemode PC) | 1,12 |
| SCDX-9 | | White (e.g. wall-outlet) | 1,12 |
| Type | IP65 upgrade kit for previous opticalCON cable connectors | | Price |
| IPKIT-NOM |  | Multimode, black, Nickel. | 21,12 |
| IPKIT-NOM-R | | Multimode, black, Ruthenium. | 24,40 |
| IPKIT-NOS | | Singlemode, blue, Nickel. | 21,12 |
| IPKIT-NOS-R | | Singlemode, blue, Ruthenium. | 24,40 |
| IPKIT-NOSA | | Singlemode angled, green, Nickel. | 21,12 |
| IPKIT-NOSA-R | | Singlemode angled, green, Ruthenium. | 24,40 |
| Type | Drums | | Price |
| NKO-DRUM GT310 |  | All drums optimized for opticalCON Packaging type 2 | 97,00 |
| NKO-DRUM GT380 |  | Packaging type 3 | 170,00 |
| NKO-DRUM HT582 |  | Packaging type 4 | 340,00 |
| NKO-DRUM GT450 |  | Packaging type 5 | 189,00 |

NEUTRIK Vertriebs GmbH

Felix-Wankel-Straße 1 | 85221 Dachau | Deutschland

T +49 81 31 28 08 90 | F + 49 81 31 28 08 30 | neutrik@neutrik.de



Ambachtsweg 2
1474 HW Oosthuizen
T: +31(0)299 39 15 10
F: +31(0)299 39 15 14



www.maaselectro.nl - KVK: 36038854 - BTW: NL820838160B01
twitter: @maaselectro