

# Components

## Speaker Technology

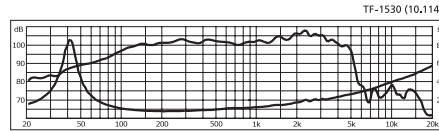
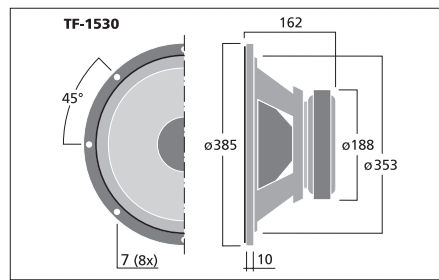
### TF-1530

Order No. 10.1140



#### PA bass speaker, 400 W, 8 Ω

- 38 cm (15") PA bass speaker of very high power capability and very high efficiency
- High-quality Kevlar fibre-reinforced cellulose cone
- 75 mm (3") heat-resistant voice coil on a Kapton voice coil former
- Excellent linear frequency response and wide bandwidth
- Double-roll surround for an excellent linearity
- Robust sheet steel basket



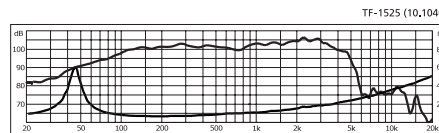
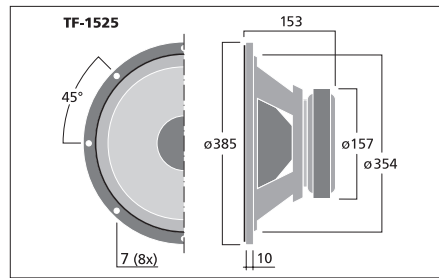
### TF-1525

Order No. 10.1040



#### PA bass speaker, 250 W, 8 Ω

- 38 cm (15") PA bass speaker of high power capability and high efficiency
- High-quality Kevlar fibre-reinforced cellulose cone
- 64 mm (2½") heat-resistant voice coil on a Kapton voice coil former
- TSP parameters for a voluminous bass reproduction
- Excellent linear frequency response and wide bandwidth
- Double-roll surround for an excellent linearity
- Robust sheet steel basket



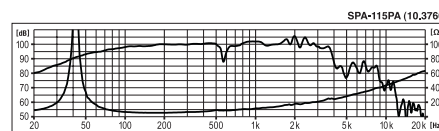
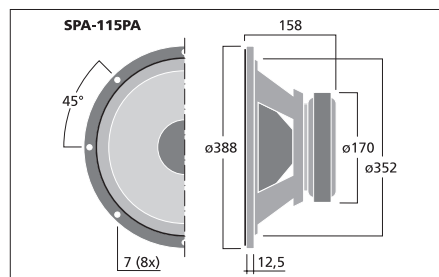
### SPA-115PA

Order No. 10.3760



#### PA bass speaker, 250 W, 8 Ω

- 38 cm (15") high-performance bass speaker of high efficiency
- Heat-resistant voice coil and Kapton voice coil former
- Extended radiation range
- Low moving mass of the voice coil system for a dynamic reproduction
- Robust diecast aluminium basket



Model	TF-1530	TF-1525	SPA-115PA
Impedance (Z)	8 Ω	8 Ω	8 Ω
Frequency range	f3-3,000 Hz	f3-3,000 Hz	f3-3000
Resonant frequency (fs)	45 Hz	47 Hz	40 Hz
Power rating (RMS)	400 W	250 W	250 W
Peak music power output (MAX)	800 W	500 W	500 W
Sensitivity	99 dB/W/m	98 dB/W/m	100 dB/W/m
Suspension compl. (Cms)	0.14 mm/N	0.149 mm/N	0.18 mm/N
Moving mass (Mms)	92 g	78 g	75 g
Mech. Q factor (Qms)	4.2	5.9	12.97
Electr. Q factor (Qes)	0.42	0.66	0.41
Total Q factor (Qts)	0.38	0.59	0.40
Equivalent volume (Vas)	141 l	152 l	184 l
DC resistance (Re)	5.7 Ω	5.2 Ω	5.8 Ω
Voice coil diameter	Ø 75 mm	Ø 64 mm	Ø 75 mm
Voice coil former	Kapton	Kapton	Kapton
Linear excursion (X <sub>MAX</sub> )	± 2 mm	± 2.5 mm	± 4 mm
Eff. cone area (Sd)	855 cm <sup>2</sup>	855 cm <sup>2</sup>	855 cm <sup>2</sup>
Mounting cutout	Ø 353 mm	Ø 354 mm	Ø 352 mm
Dimensions	Ø 385 mm x 162 mm	Ø 385 mm x 153 mm	Ø 388 mm x 158 mm
Weight	6.92 kg	4.34 kg	6.23 kg