

### SPE-15F/WS

Order No. 0162840

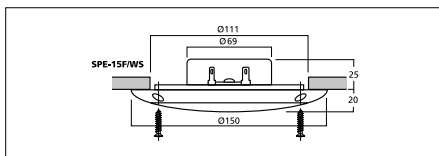


**Pair of weatherproof flush-mount PA speakers, 15 W**, with UV-stabilised plastic housing, super slimline design.

Versatile use for PA, car hi-fi, terrace, boat, swimming pool areas.

- Weatherproof polypropylene spaker cone
- Tested according to ASTM B117 (400 h salt spray test)
- Low stray magnetic field
- Supplied with stainless mounting accessories and connection cable

Model	SPE-15F/WS
Frequency range	80-16,000 Hz
Power rating (RMS)	15 W
Peak music power output (MAX)	30 W
Sensitivity	86 dB/W/m
Mounting cutout	Ø 111 mm
Dimensions	Ø 150 mm x 45 mm
Weight	270 g



### CRB-265/WS

Order No. 0130930



### CRB-230/WS

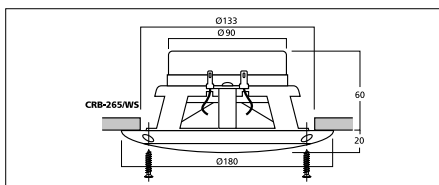
Order No. 0130920



**Pairs of flush-mount speakers, coaxial system, 4 Ω**, tweeter with ferrofluid.

- Moisture-proof
- White one-piece plastic design and plastic cone
- Versatile use for car hi-fi, PA, terrace, boat

Model	CRB-265/WS	CRB-230/WS
Frequency range	80-20,000 Hz	100-20,000 Hz
Power rating (RMS)	30 W	25 W
Peak music power output (MAX)	60 W	50 W
Sensitivity	90 dB/W/m	89 dB/W/m
Mounting cutout	Ø 133 mm	Ø 110 mm
Dimensions	Ø 180 mm x 80 mm	Ø 150 mm
Weight	0.8 kg	0.5 kg



### CRB-165/WS

Order No. 0130910



### CRB-130/WS

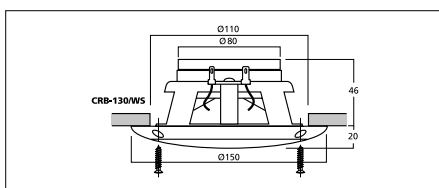
Order No. 0130900



**Pairs of flush-mount speakers, with dual cone, 4 Ω**.

- Moisture-proof
- White one-piece plastic design and plastic cone
- Versatile use for car hi-fi, PA, terrace, boat

Model	CRB-165/WS	CRB-130/WS
Frequency range	80-10,000 Hz	80-10,000 Hz
Power rating (RMS)	25 W	20 W
Peak music power output (MAX)	50 W	40 W
Sensitivity	90 dB/W/m	89 dB/W/m
Mounting cutout	Ø 135 mm	Ø 110 mm
Dimensions	Ø 180 mm x 80 mm	Ø 150 mm x 66 mm
Weight	0.8 kg	0.5 kg



### SPE-265/WS

Order No. 0102690



### SPE-230/WS

Order No. 0102700



**Pair of flush-mount speakers, coaxial system, 8 Ω**, tweeter with ferrofluid.

- Moisture-proof
- White one-piece plastic design and plastic cone
- Versatile use for car hi-fi, PA, terrace, boat

Model	SPE-265/WS	SPE-230/WS
Frequency range	80-20,000 Hz	100-20,000 Hz
Power rating (RMS)	30 W	25 W
Peak music power output (MAX)	60 W	50 W
Sensitivity	87 dB/W/m	85 dB/W/m
Mounting cutout	Ø 133 mm	Ø 110 mm
Dimensions	Ø 180 mm x 80 mm	Ø 150 mm x 66 mm
Weight	0.8 kg	0.5 kg

