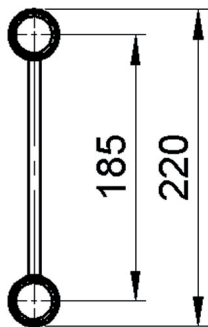


TRUSS KRATOWNICE

Main tube/ Rura główna **35x1,5mm**

Braces/ lamelka **8mm**



Truss
kratownica

Product Code
Kod produktu

Length
długość

Weight
waga



AL23050

0,5m


1,8
kg



AL23100

1,0m


2,1
kg



AL23150

1,5m


3,0
kg



AL23200

2,0m


4,0
kg



AL23250

2,5m

4,8
kg



AL23300

3,0m

5,8
kg



AL23300

3,0m

6,7
kg



AL23300

3,0m

7,6
kg

TRUSS KRATOWNICE

Main tube/ Rura główna **35x1,5mm**

Braces/ lamelka **8mm**

Span	Uniform distribution load	Deflection	Center point load	Deflection	point load in third-point	Deflection	point load in quarter-point	Deflection	point load in fifth-point	Deflection
	kg / m	cm	kg	cm	kg	cm	kg	cm	kg	cm
1,00	420,00	0,01	257,67	0,01	210,00	0,02	140,00	0,01	105,00	0,01
2,00	208,00	0,11	198,02	0,08	171,54	0,12	135,35	0,11	104,00	0,10
3,00	137,33	0,35	160,79	0,22	135,35	0,32	102,81	0,27	89,58	0,30
4,00	99,24	0,81	135,35	0,44	111,77	0,62	82,88	0,52	71,53	0,56
5,00	65,20	1,30	116,86	0,74	95,18	1,03	69,43	0,85	59,53	0,91
6,00	45,94	1,90	102,81	1,13	82,88	1,55	59,73	1,26	50,98	1,35
7,00	34,05	2,60	91,78	1,60	73,40	2,18	52,41	1,76	44,58	1,87
8,00	26,22	3,42	82,88	2,16	65,86	2,93	46,69	2,34	39,60	2,48
9,00	20,80	4,34	75,56	2,81	59,73	3,78	42,09	3,00	35,63	3,17
10,00	16,90	5,38	69,43	3,54	54,64	4,74	38,32	3,75	32,38	3,96